



Enabling
ZERO WASTE

Bryn Ivor Lodge, Castleton



Enabling Zero Waste: Castleoak

Contents

1 Executive Summary	3	5.5 Analysis by cost	14
2 About	5	5.5.1 Actual Waste Management Costs	
2.1 Enabling Zero Waste		5.5.2 Potential Waste Management Costs	
2.2 Castleoak		5.6 Analysis against benchmarks	16
3 Project Background	6	5.6.1 Demolition Phase	
3.1 Cost		5.6.2 Construction Phase	
3.2 Contract type		6 Modelling	17
4 Methodology	7	6.1 Building Information Modelling (BIM)	
5 Data Analysis	8	6.2 Using BIM	
5.1 Analysis by project phase	8	6.3 BIM Outcomes	
5.1.1 Demolition Phase		7 Future proofing - Application of Environment Bill	19
5.1.2 Construction Phase		8 Key challenges	20
5.2 Analysis by programme	10	8.1 Waste	
5.2.1 June 2014 Peak		8.2 Behavioural/cultural Challenges	
5.2.2 November Peak		8.3 Time	
5.2.3 March and April Peaks		8.4 Design	
5.2.4 June 2015 Peak		8.5 How has EZW influenced waste management for the project team?	
5.3 Analysis by waste management option	11	9 Successes	22
5.3.1 Prevention		9.1 Achieving Welsh Government's Waste Targets	
5.3.2 Surplus Material		9.2 BIM	
5.3.3 Reuse		9.3 Cost Savings	
5.3.4 Recycling		10 Conclusion and recommendations	23
5.3.5 Energy Recovery		10.1 Client Recommendations	
5.3.6 Landfill		10.2 Designer Recommendations	
5.4 Analysis by individual waste stream	12	10.3 Contractor Recommendations	
5.4.1 Timber			
5.4.2 Bricks			
5.4.3 Tiles			
5.4.4 Plasterboard			
5.4.5 Cardboard			
5.4.6 Mixed Construction Waste			
5.4.7 Inert Waste			

Bryn Ivor Lodge, Castleton

1 Executive Summary

Enabling Zero Waste (EZW) is a Constructing Excellence in Wales (CEW) initiative which aims to establish if, and how, the construction industry can achieve the zero waste targets established in the Welsh Government's waste strategy document, *Towards Zero Waste*.

CEW is working in collaboration with the industry to provide a detailed insight into the achievability of zero waste at present, along with identifying any associated barriers to achieving the targets, and disseminating best practice, solutions and opportunities.

Bryn Ivor Lodge care home, Castleton, was a £6.1million project undertaken by Castleoak on behalf of Barchester Healthcare. It involved the demolition of an existing garden centre and associated buildings, followed by the construction of an 80 bed timber frame care home. The care home was manufactured off site at Castleoak's timber frame manufacturing facility in Ebbw Vale.

During the programme there were several distinct peaks of waste generation. At the start of the project the segregation of waste did not take place. This is understood to have resulted from a number of factors including pressures to start on site and a temporary agency site manager being in place. They perhaps did not buy in to the EZW project and Castleoak's own policies and procedures.

The project recorded recycling rates of 100% for bricks, inert waste, tiles and plasterboard waste. With a recycling rate of 92%, by weight, the project achieved Welsh Government's current target that a minimum of 70% of all waste, by weight, shall be prepared for reuse, recycled or recovered by 2015/16. 3% of waste produced was sent for energy recovery in R1 classified facilities. The waste comprised of:

- Cardboard waste: 5.88m³ (20% of total cardboard waste)
- Timber waste: 15.56m³ (10% of total timber waste)
- Mixed general waste: 53.88m³ (14.9% of total mixed general waste)

The Welsh Government aims for 100% diversion of construction and demolition waste from landfill by 2050. This project met the landfill targets on the construction phase. However, 70 tonnes (67%) of demolition waste was disposed of to landfill, preventing the project as a whole from achieving the 100% diversion target. Overall the project achieved 95% diversion of waste from landfill, by weight.

Whilst the above targets have been achieved, further focus is considered to be required on waste prevention and reuse rather than relying on the effectiveness of waste management infrastructure. A 1.4% reduction of waste needs to be achieved year upon year by the construction sector in order to meet the *Towards Zero Waste* target. Cost savings on this project attributed to consideration of the waste hierarchy and effective waste management were over £170,000. These are detailed in section 5.5 and equate to almost 2.8% of the project budget, highlighting how important the consideration of waste can be to project finances and profitability.

Other successes on the project include:

- Achieving a c.£170,000 cost saving due to consideration of the waste hierarchy
- 9% was saved on the cost of waste disposal on this project through waste segregation
- The project was 20.7% and 6.9% less wasteful than the established SMARTWaste benchmarks for a healthcare building, per 100m² and per £100k respectively
- The benefits of Building Information Modelling (BIM) have been made apparent to Castleoak
- Reuse of onsite materials due to a detailed pre-demolition survey undertaken by BRE on behalf of CEW
- Preventing the removal of excavated materials from site

Recommendations for contractors include:

- It being a priority for contractors to have a member of the site team who takes ownership for waste management. In addition, it is crucial that the person responsible for producing waste forecasts makes regular contact with the site team to ensure that forecasts are achievable, reasonable and based on previous performance
- The importance of segregation of waste at source is clear to all members of the site team
- Focussing on and discussing waste at all stages of a project, with all involved on site

Recommendations for clients include:

- A need to be aware how their decisions, including the purely aesthetic, can have knock on impacts
- Ongoing communication with design consultants and contractors is important
- Pressure applied to complete can cause a fall in adherence to site practices, such as waste segregation

Recommendations for designers include:

- Consideration to the standard sizes of materials during design
- Engagement with contractors to improve material understanding
- Awareness of how intricate design affects waste
- Awareness of how BIM will lead to more design decisions being made earlier

If the Environment (Wales) Bill were applied to this project up to 93.66m³ (41.7tonnes) of material would require an alternate disposal solution. This shows the need to research alternate disposal options, along with the appropriate infrastructure, necessary to enable the changes required by the legislation.

2 About

2.1 Enabling Zero Waste

Enabling Zero Waste is a Constructing Excellence in Wales (CEW) initiative which provides practical, positive and proactive assistance to construction, demolition and civil engineering projects in Wales. The aim is to establish if, and how, the construction industry can achieve the zero waste targets established in the Welsh Government's waste strategy, Towards Zero Waste.

CEW provides EZW project participants with technical advice, expertise and guidance on waste management and Building Information Modelling (BIM) to help overcome barriers to waste minimisation and design for deconstruction. Each project is provided with a bespoke and tailored package to best suit its needs.

CEW is working in collaboration with the construction industry to provide a detailed insight into the achievability of zero waste. The goal being to share best practice solutions and opportunities, along with identifying any barriers associated with achieving the Welsh Government's targets. CEW offers practical assistance to construction project design and site teams to explore viable solutions to achieving zero waste and EZW project objectives to:

- Understand and evidence when and how wastes occur during the construction process
- Understand current strategies, methodologies and opportunities for the diversion from landfill of site wastes
- Analyse the feasibility/viability of achieving zero waste to landfill in the current environment
- Work to develop solutions to prevent and minimise the generation of on-site waste, generating a reduction in waste management, disposal and landfill costs

- Support changes to behaviour and processes that encourage prevention and minimisation of waste
- Achieve site efficiencies from waste management opportunities/solutions
- Minimise site traffic through reduction in supplies and materials allowing for cost savings
- Disseminate solutions and opportunities from the development of effective waste management strategies
- Provide learning and education opportunities regarding alternative waste management techniques which can be disseminated for future projects ensuring continual benefits

2.2 Castleoak

Castleoak has over 30 years of experience working exclusively in the care and retirement living sector with an award winning reputation for successful delivery of care homes, assisted living and extra care apartments, care villages and specialist care schemes.

Castleoak design and construction services cover from project inception through to furnishing and equipping. A full multi-award winning development solution is also available, encompassing land sourcing and acquisition, demographics, project feasibility analysis, planning permission and tailored funding solutions.

3 Project Background

Bryn Ivor Lodge care home was a project undertaken by Castleoak on behalf of Barchester Healthcare. It involved the demolition of a garden centre and associated buildings followed by the construction of an 80 bed timber frame care home. The care home was manufactured off site at Castleoak's timber frame manufacturing facility in Ebbw Vale. The gross internal floor area of the care home is just over 4,000m².

The construction programme was originally supposed to start in February 2014 with a completion date of March 2015. The project programme was delayed through ongoing discussions with the planning department at Newport Council to raise the level of the building by 500mm and move the building by 3m to reduce the volume of excavated soil. The project therefore commenced in June 2014 with a handover to the client in June 2015.

At the start of the EZW project the care home design had been finalised, the original planning permissions were in place, contractor, tier one sub-contractors, suppliers and waste management contracts had all been appointed.

3.1 Cost

The project cost value was £6.1 million.

3.2 Contract type

The design and build was carried out by Castleoak.



4 Methodology

Each EZW project is provided with a tailored work plan/methodology. The content was developed with the project team and designed to enhance any existing measures being undertaken.

For the duration of the project, the Castleoak project team was provided with:

- 1) Technical waste management support and guidance for the duration of the site construction to assist with the pursuit of zero waste to landfill
- 2) A specific waste management resource allocated to provide hands on support with site waste management and to deliver potential zero waste options/solutions for site waste issues. This assistance included:

- Onsite visits
- Waste management support advising upon increased segregation
- Identification of materials used on site
- Reduction in waste by encouraging good housekeeping to reduce damage and over ordering of materials
- Reduction of waste through re-use or finding alternative solutions to disposal
- Assistance with working with the site supply chain, clients and waste management companies to encourage take back schemes, wider education and increased waste data quality
- Preparation, monitoring and update of a Site Waste Management Plan (SWMP) using BRE SMARTWaste
- Preparation of a Building Information Model (BIM) of the site, prepared from information supplied by McCanns
- Review and optimisation of the design using BIM to minimise waste, analyse and estimate the volume and type of waste arisings, and identify potential on site clashes

In total, thirteen waste management support site visits were undertaken as part of Enabling Zero Waste, which included discussions with the site team regarding current site and waste issues, progress, potential solutions and improvements. Support was also provided to the site team with regard to recording data onto SMARTWaste. After every site visit, recommendations were issued to assist in improving waste management practices.

The principal waste management recommendations were to:

- Improve signage, segregation and storage of materials
- Set up a dedicated waste compound
- Prevent excavation through raising the building level
- Identify a waste champion to review and ensure that legal compliance and waste management best practices are met
- Prevent the spoilage of materials on site by keeping them dry and secure
- Undertake toolbox talks to raise awareness of waste prevention and reduction
- Introduce segregated cardboard skips when packaging waste increased on site
- Identify where the timber waste resulted from and how off site construction could reduce wastage

Associated documentation and guidance regarding the above was also provided.

Building Information Modelling (BIM) was also carried out as part of the project to identify clash detections and to look at possible reductions in waste mainly through hypothetical design or material changes. Aerial drones were also used to capture progress throughout the project.

Communications involved regular updates via twitter, update events, webinars and presentations.

5 Data Analysis

5.1 Analysis by project phase

5.1.1 Demolition Phase

The former garden centre buildings on the site were demolished by Cuddy Demolition. An additional pre-demolition survey, undertaken by BRE as part of EZW, identified that the base pads could be retained on site and reused as aggregate. Rather than be disposed of as waste. This allowed for a waste saving of approximately 712m³ (890 tonnes). Disposal to landfill of this saved material would have cost £15,094.40 based on £21.20/m³ including landfill tax. This would have increased the waste management costs for the project by 84%.

Existing access roads and car parks were reused for the new building. This prevented the need to dispose of the existing road and car parks, and prevented the construction of new roads. In total 6000 tonnes, 2490m³, of material remained in situ and prevented disposal which would have cost £52,780 (at £21.20/m³).

The demolition of the former garden centre resulted in 184m³ of waste, 10.6% of total waste arisings. The waste was reported as:

- 44m³ timber waste
- 48m³ metal waste
- 92m³ mixed construction waste

A significant amount of the waste produced as a result of the demolition work, 70 tonnes, was sent to landfill. This had not been discussed or agreed with the site team during the pre-contract meeting. The reason reported by Cuddy was that landfill was the best available option for the waste.

14.62 tonnes of the timber waste, (33%), was sent to South Wales Wood Recycling Ltd. a wood recycling company based in Bridgend. They shred timber waste producing large woodchips, used to manufacture chipboard, and finer material which is used for animal bedding.

5.1.2 Construction Phase

In total 673m³ of waste was generated by the construction phase of the project.

5.1.2.1 Groundworks

In total 33m³ of waste, 1.9% of total waste arisings, resulted from the groundworks phase. The majority of which was of a mixed nature, 29.3m³. Brick waste accounted for 3.6m³ of the total and was disposed of in a segregated inert skip at a 23.5% cost saving on a mixed waste skip.

5.1.2.2 Structural Works

In total, just less than 235m³ of waste, 13.5% of total waste arisings, was produced from these activities. The majority of which was disposed of as mixed construction waste 118.8m³, closely followed by 63.9m³ timber and 36.7m³ of inert waste. 1.8m³ of tiles was disposed of as waste as a result of ordering the wrong specification. Similarly, 5.5m³ of bricks were wasted due to the use of the wrong specification product when constructing the lift shaft.

5.1.2.3 Finishing Trades

In total the finishing trades produced 220m³ of waste, 12.6% of total waste arisings. Details by trade or activity are as follows.

5.1.2.3.1 Plasterboard partitioning and cladding

29.3m³ of plasterboard waste was produced from this activity, 1.7% of total waste arisings.

5.1.2.3.2 Joinery, decoration, roof insulation, vinyl flooring and carpets


The majority of waste from these activities was reported as mixed 62.5m³. Timber waste accounted for 25.7m³ of waste, 18.4m³ cardboard and 11m³ inert waste. A total of 117.6m³, 6.7% of total waste arisings.

5.1.2.3.3 FFE and site clearance

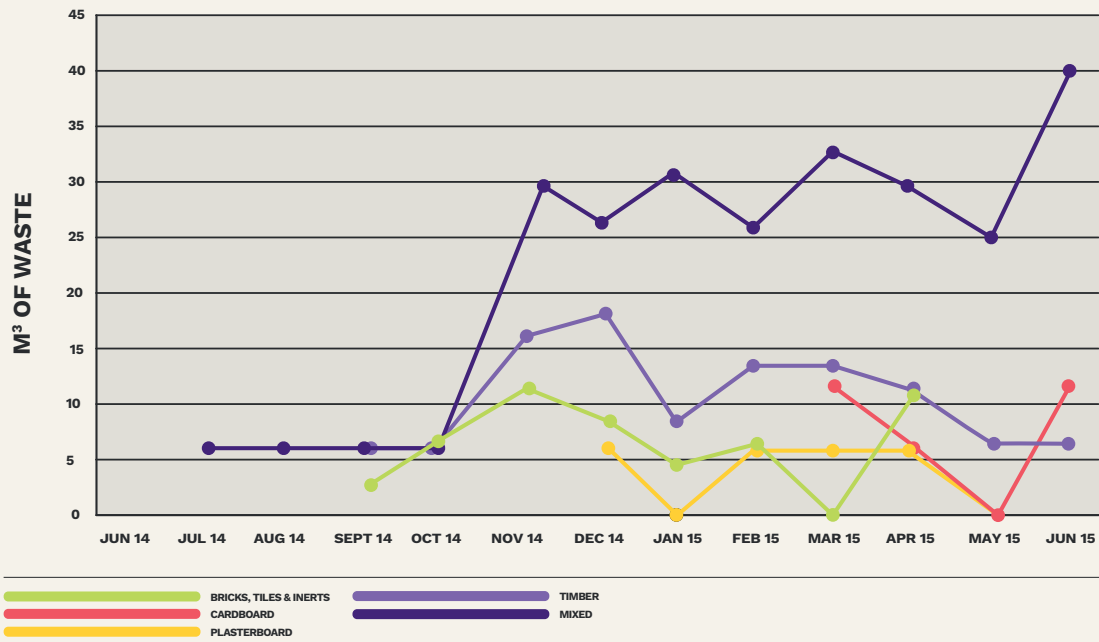
In total, just less than 92m³ of waste was produced from these activities, 5.3% of total waste arisings. The majority of the waste produced was of a mixed nature, 66m³. The remainder comprised timber waste 14.68m³ and 11m³ of cardboard. The significant amount of mixed waste recorded is likely a result of time pressures arising from the handover deadline.

BRYN IVOR CARE HOME

END DESTINATION OF WASTE REMOVED FROM SITE



MONTHLY WASTE BY TYPE M³



5.2 Analysis by programme

At the start of the project the segregation of waste did not take place. It is understood that this may have occurred as a result of a temporary agency site manager being in place. They were perhaps not invested in the EZW project or Castleoak's own policies and procedures. Segregation of waste improved on the site from September when a permanent Castleoak site manager took up their post.

During the programme there were distinct peaks in waste generation. The reasons behind these peaks are detailed below.

5.2.1 June 2014 Peak

In June significant quantities of mixed construction waste 92m³, timber waste 44m³ and metal waste 48m³ were produced directly related to the demolition of the former garden centre buildings. Segregation of timber waste from mixed waste achieved a cost saving of 21.5% per skip.

The reuse of the garden centre's base pads as aggregate allowed for a waste saving of approximately 712m³ (890 tonnes). Disposal to landfill would have cost £15,094.40 based on £21.20/m³ including landfill tax. This would have increased the waste management costs for the project by 84%.

5.2.2 November Peak

In total 57.8m³ of waste was produced in November. The majority of which was mixed construction 28.9m³ (50%) followed by timber 16m³ (28%). In December 58.8m³ of waste was produced, of which 26.6m³ (45%) was mixed.

In November there was a peak in inert waste, 12.8m³. This corresponds with the construction of a lift shaft

with the wrong specification of brick. The lift shaft was therefore demolished and the bricks were disposed of at a cost of 2.5 times that of the purchasing cost.

5.2.3 March and April Peaks

During the March and April period the waste produced on site reached its construction phase peak at 64.3m³ each month. This corresponds to the period of greatest trade activity as Section A of the build was being rushed to completion. Time saving is often prioritised over waste segregation during this final phase which could explain the mixed nature of the waste.

The majority of the waste was of a mixed nature, 33m³ in March and 29.3m³ in April. Large quantities of damaged concrete blocks were noted in the skips, and in April 11m³ of inert waste was produced. The brick waste was mainly the result of the demolition of the lift shaft due to site error in the use of the wrong brick specification. Cardboard waste from packaging was also high in March, 11m³, and so it was recommended that the site introduce segregated cardboard skips.

5.2.4 June 2015 Peak

A peak in mixed construction waste, 40.4m³, occurred in June. From site visits undertaken during this period it is considered likely that on-site segregation of waste reduced as a result of pressure to realise project completion, and to clear the site for handover.

Eleven skips of mixed waste were removed from site during June. Tonnages for these eleven were 13% less than the average mixed waste skip for the rest of the project. This suggests that there were greater voids in the skips, implying significant quantities of packaging waste and protective wrap, some of which could have been disposed of in the cardboard skip at 35% lower cost.

5.3 Analysis by waste management option

5.3.1 Prevention

The initial location of the care home had been approved by the local planning authority. It would have involved the removal of 4,550m³ of soil at a cost of £21.20/m³. Analysis of alternate location options showed that by raising the building by 500mm and moving it 3m a cut and fill balance could be achieved. Preventing the removal of excavated materials from site saved £96,460 in waste management costs, not including associated costs, for example labour, plant hire and fuel. This would have been nearly five and a half times the actual waste management cost.

Existing access roads and carparks were reused for the new building. This prevented the need to dispose of the existing road and carparks, and prevented the construction of new roads. In total, 2490m³ of material remained in situ and prevented disposal which would have cost £52,780 (at £21.20 per m³). A similar quantity of new material was saved from being brought to site to develop 3000m² of new roads and carparks.

5.3.2 Surplus Material

Surplus materials were stored on site during the construction phase within a secure container. During the last week of the project 2.2 tonnes of surplus materials were donated to the Swansea surplus centre, equivalent to at least 2 skips. The Swansea surplus centre accepts donations of reusable surplus materials for distribution to community and social projects. It removes the need for disposal to landfill, saving £340 in disposal costs and 891kg of embodied carbon. Items donated include:

Festoon Lights	Wall Tiles	Composite Shiplap Cladding
Rockwool 150mm	Dust Bins	Red Facing Brick
Red Facing Brick	Brass Hinges (with screws)	Silver Hinge

5.3.3 Reuse

Reuse of the garden centre's base pads as aggregate allowed for a waste saving of approximately 712m³ (890 tonnes). Disposal to landfill would have cost £15,094.40 based on £21.20/m³ including landfill tax. This would have increased the waste management costs for the project by 84%.

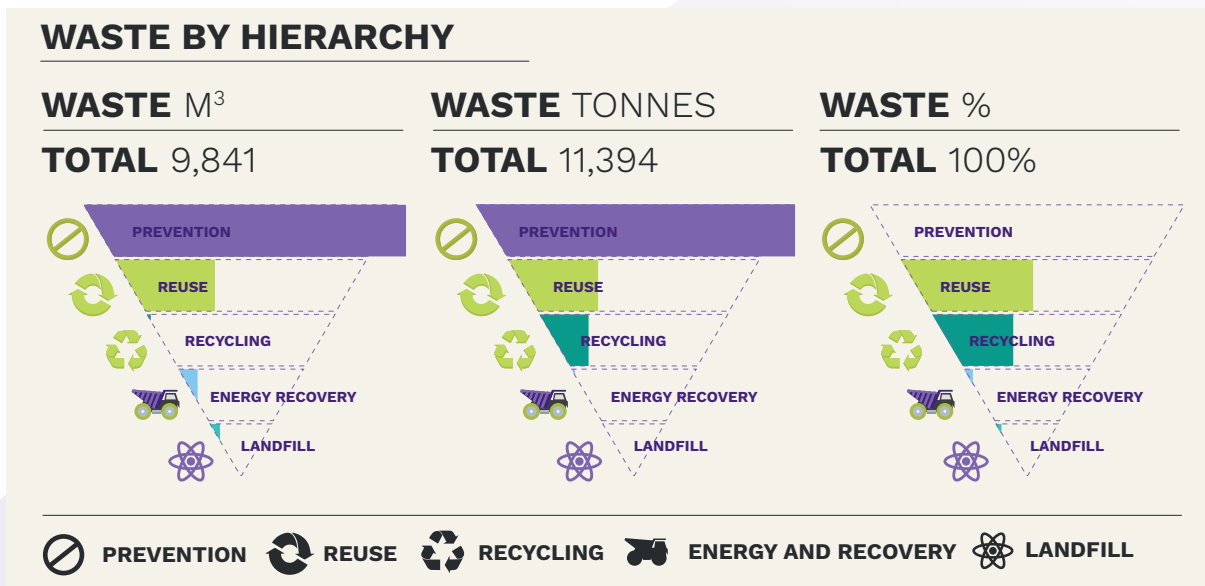
Wooden pallets were removed from site by Scott Pallets. Of the 461 pallets removed 261 went on to be reused (4.7 tonnes, 106m³). Disposal of these 261 pallets was free and saved £2,436 in disposal costs.

5.3.4 Recycling

The recycling rates reported by Atlantic Waste for construction waste included:

- 100% of the brick, inert and tile waste (55m³)
- 80% of cardboard waste (23.5m³)
- 100% of plasterboard waste (22.92m³)
- 90% of timber waste (140m³) - additionally 200 wooden pallets (3.6tonnes, 81.5m³) removed by Scott Pallets were recycled
- 80% of mixed general waste (289m³)

This corresponds with 84.1% of construction waste by volume, 91.6% by weight.



5.3.5 Energy Recovery

Two energy recovery facilities were used by the waste management company, Trident Park – Cardiff and Weener Energie – Weener, Germany. Both facilities are classified R1 and therefore meet the efficiency standards to be considered energy recovery rather than disposal; as set out in the Waste Framework Directive.

The Weener facility is approximately 590 miles further (by road) from the site in Castleoak than Trident Park. Although apparently financially effective, transportation of waste over such distances has a high carbon and environmental cost.

5.3% of waste removed from site, by volume, was sent for energy recovery which comprised of:

- 20% of cardboard waste (5.88m³)
- 10% of timber waste (15.56m³)
- 20% of mixed general waste (72.22m³)

5.3.6 Landfill

Atlantic Waste reported that no construction waste received from the site was sent to landfill. 70 tonnes of demolition waste was sent to landfill. This had not been discussed or agreed with the site team during the pre-contract meeting. The reason reported by Cuddy was that landfill was the best available option for the waste.

5.4 Analysis by individual waste stream

5.4.1 Timber

The site produced a total of 155.6m³ of timber waste.

This material was taken to Atlantic Waste at 17.6% lower cost per skip compared to a mixed waste skip, and 90% was recycled. The remainder went to energy recovery.

Twenty-seven skips of timber waste were removed from site compared to a target of ten that had been estimated at the start of the project. Timber waste was produced starting in September with the frame erection in August and experienced a peak during the building of the complex roof structure. The intricate nature of the roof design, intended to mimic a row of housing, led to significantly more offcuts than expected. Rationalisation of the design using BIM could have saved on the number of offcuts and hence wastage.

The building design utilises a prefabricated timber frame manufactured off site at Castleoak's timber frame manufacturing facility in Ebbw Vale. The prefabrication consists of flooring, walls and roof joists. Internal walls, however, are built and cut on site. It has been discussed

with the company why the internal walls are built on site when the room sizes are pre-designed. Factory manufacture would reduce waste and ensure quality control for these elements. Castleoak are exploring the factory option for internal walls and are assessing feasibility.

Timber was also used over the weather proof material on the outside of the building before it was clad. All the timber used was cut to size on site, producing off-cuts. Other aspects of the build could be prepared offsite, such as skirting boards and hand rails. These items are currently purchased in a standard size and cut to fit on site. Waste cut-offs are then disposed of in the timber skip instead of being reused in the factory. Economies could be achieved through design with standard material sizes in mind. Room dimensions based on standard material lengths or sizes would reduce wastage through cut-offs and reduce time spent on installation.

It was intended that the bracing delivered with the timber frame would be returned to the factory for reuse. Unfortunately, some bracing was found to have been disposed of within the timber skip. This could have been avoided through better instruction or/education of site operatives to encourage them to follow through with procedures intended to boost reuse and recycling.

Wooden pallets were removed from site by Scott Pallets. Of the 461 pallets removed:

- 261 went on to be reused (4.7 tonnes)
- 200 were recycled (3.6 tonnes)

The cost of this scheme was based on a fee of between £1.50 - £2 per pallet which could not be reused. In total £356 was spent. Disposal of the pallets in timber skips would have cost approximately £4,300, based on 15 pallets per skip. A total saving of £3,945.





5.4.2 Bricks

Brick waste was only recorded as being produced in September and December. However, it is known that further waste bricks were produced but were instead recorded leaving site as inert waste. Recorded brick waste for the site was therefore 5.51m³ (5.04 tonnes) disposed of at an average cost of £130 per skip, a 23.5% saving on a mixed waste skip. 100% of the brick waste was recovered by reprocessing to produce aggregate by Neal Soils.

The source of the brick waste was mainly site error, including the use of the incorrect specification of bricks to construct a lift shaft. Demolition of the lift shaft produced 12.8m³ of waste which was disposed of at 2.5 times the cost of purchasing the bricks.

5.4.3 Tiles

Tile waste was produced during the roofing works. The design of the roof, which is intended to mimic a row of housing, required tiles to be cut to fit. This led to significant quantities of off-cuts and shows how key design is in terms of reducing or producing site waste. Tiles were removed from site under the description of inert waste. The tile waste was taken by Atlantic Waste and crushed by Neal Soils to produce aggregate material at a recovery rate of 100%.



5.4.4 Plasterboard

Good practice was seen by the plaster boarding contractor Gray Drylining Ltd. Offcuts were stored on site to be used elsewhere. Gray produced 22.92 m³ (12.92 tonnes) of plasterboard waste. This was taken to Atlantic Waste who reported recycling rates of 100%. Plasterboard waste could be significantly reduced through consideration at the design stage. Rooms could be designed with dimensions suitable based on standard plasterboard sizes. This approach would be similar to the design of straw bale housing, where building dimensions are dictated by straw bale dimensions.



5.4.5 Cardboard

Cardboard waste increased once furniture, fixtures and fittings were brought onto site. The site was encouraged to begin using cardboard skips which offered a cost saving of 35% on a mixed waste skip. The use of cardboard skips contributed 26% of the total waste management cost savings which are attributed to segregation. Atlantic Waste reported an 80% recycling rate for the cardboard with the remaining 20% being sent for energy recovery.

The site recorded 29.38m³ (2.62 tonnes) of cardboard waste once the segregated skips had been introduced. Total cardboard waste is likely to have been significantly higher as segregation only began in the ninth month of the year-long project. Also, waste segregation reduced during the final month of construction. This can be seen in the 13% lower tonnage of the mixed skips suggesting greater voids in the skips, implying cardboard packaging may well have been present.

When the client was fitting out the last part of the building they were encouraged to take back packaging which could be reused, which they agreed to.

5.4.6 Mixed Construction Waste

361.12m³ (185.02 tonnes) of mixed construction waste was produced on site. This waste was removed by Atlantic Waste who reported 80% was recycled and 20% went for energy recovery. A maximum target of 70 general waste skips had been set, the site came in below target using 67 skips. Mixed waste skips were removed at a total cost of £11,390.

During an initial period of poor housekeeping on site mixed waste increased as all waste was placed into general skips. It is understood that this is likely to have been a result of a temporary agency site manager being in post who was perhaps not invested in the EZW project, and Castleoak's own policies and procedures.

Segregation of waste improved on site from September. Following some site visits it was discussed how to improve segregation including:

- Improved general housekeeping
- Moving materials being stored in front of the skips to elsewhere
- Replacing signage which had been removed or damaged

Extra labour was employed during January as housekeeping issues around the storage of materials and waste compound needed resolving. This helped to improve housekeeping at the site and the segregation of waste.



5.4.7 Inert Waste

Inert waste produced totalled 47.7m³ (53.8 tonnes) which had a reported recycling rate of 100%. The material was processed by Neal Soils to produce aggregate material. As mentioned previously some brick and tile waste was recorded as inert waste so the true volume is likely to be less. Disposal of brick and tile waste as inert waste did not incur any additional cost or saving as all three categories of skip were charged at the same rate by Atlantic Waste.

5.5 Analysis by cost

5.5.1 Actual Waste Management Costs

The construction phase of the project used a total of 120 skips at a total cost of £17,870. This cost was divided between six skip types at four average rates. Four plasterboard skips were removed by the sub-contractor as part of their package. The percentage of skip type and the associated percentage of cost for the other 116 are shown below:

Skip Type	% of Total No of Skips	% of Total Cost
Mixed Waste	57.8	63.7
Timber	23.3	21.2
Bricks, Tiles & Inerts	12.1	10.2
Cardboard	6.9	4.9

Mixed waste was the most used skip type, 57.8%, and naturally incurred the greatest percentage of cost. However, the greater cost of each skip contributes to general waste skips representing a 5.9% greater proportion of the cost.

5.5.2 Potential Waste Management Costs

Without waste segregation the cost of disposing of 116 mixed waste skips would have been £19,720. This is £1,850 more than the actual cost, which means a saving of 9% was achieved through waste segregation.

The former garden centre buildings present on the site were demolished by Cuddy Demolition. An additional pre-demolition survey was undertaken by BRE as part of EZW which identified that the base pads could be retained on site and reused as aggregate. This allowed for a waste saving of approximately 712m³ (890 tonnes). Disposal to landfill would have cost £15,094.40 based on £21.20/m³ including landfill tax. This would have increased the waste management costs for the project by 84%.

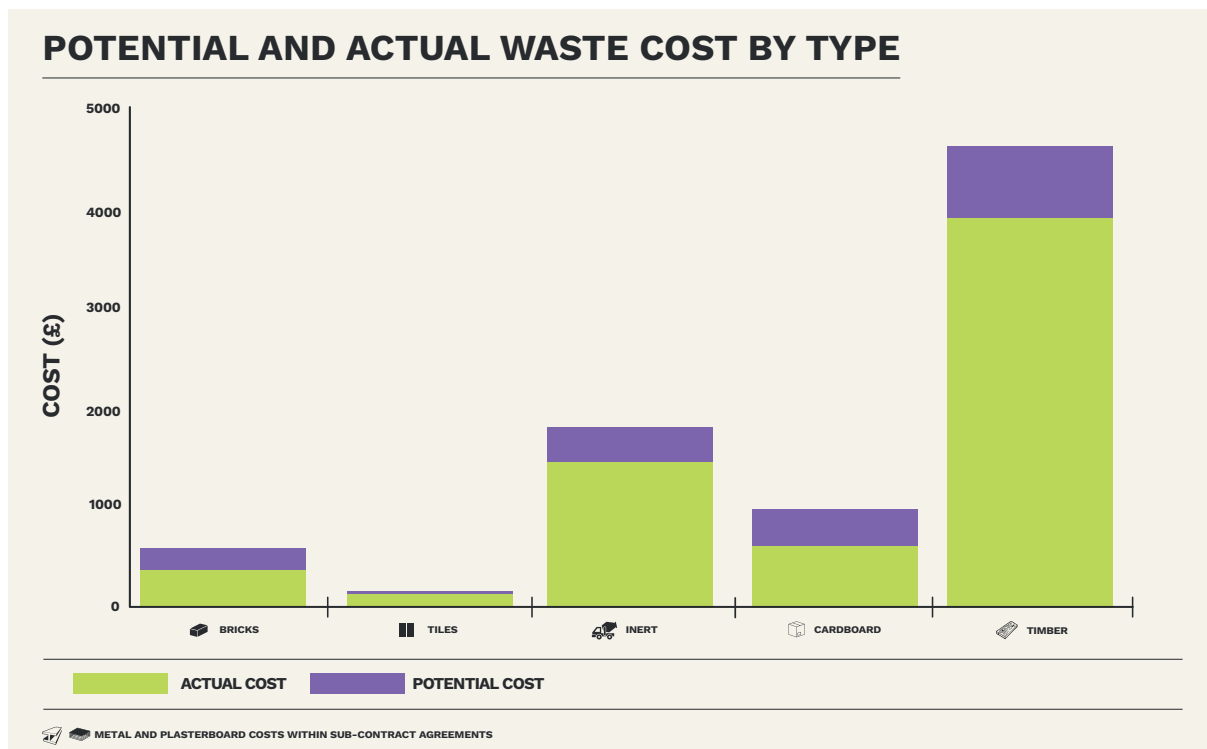
The initial location of the care home had been approved by the local planning authority. It would have involved the removal of 4,550m³ of soil at a cost of £21.20/m³. Analysis of alternate location options showed that by raising the building 500mm and moving it 3m a cut/fill balance could be achieved. This prevented the removal of excavated materials from site saving £96,460 in waste management costs, nearly 550% of the actual cost.

Existing access roads and carparks were reused for the new building. This prevented the need to dispose of the existing road and carparks, and prevented the construction of new roads. In total, 2490m³ of material remained in situ and prevented disposal which would have cost £52,780 (at £21.20 per m³).

Wooden pallets were removed from site by Scott Pallets. The cost of this scheme was based on a fee of between £1.50 - £2 per pallet which could not be reused. In total £356 was spent. Disposal of the pallets in timber skips would have cost approximately £4,300, based on 15 pallets per skip at £140 a skip. A total saving of £3,945.

- Savings =**
- £1850 (segregation)
 - + £15,094 (pad reuse)
 - + £96,460 (cut/fill balance)
 - + £52,780 (existing road reuse)
 - + £360 (surplus donations)
 - + £3,945 (wooden pallets)

Total Saving = £170,489



5.6 Analysis against benchmarks

Waste data is available in the SMARTWaste system for hundreds of projects completed in Wales. Projects can report in waste volumes or waste tonnages for a wide variety of project types. The data has been analysed to produce performance indicators for waste arisings per £100k and per 100m² for volume and/or tonnage of waste produced.

BREEAM (BRE Environmental Assessment Method) is a widely used environmental assessment method for buildings and communities. It addresses environmental and sustainability issues and credits are used as part of the assessment criteria.

5.6.1 Demolition Phase

Demolition projects on SMARTWaste average 26.6m³/100m² and 3.0m³/£100k. The construction phase of the project achieved figures of 4.6m³/100m² and 3.0m³/£100k, meaning that the Bryn Ivor project was 82.7% and 82.6% less wasteful than the established benchmarks. Suggesting that the demolition produced significantly less waste than average.

Bryn Ivor Lodge	SMARTWaste average*	Difference
4.6m ³ /100m ²	26.6m ³ /100m ²	82.7%
3.0m ³ /£100k	17.4m ³ /£100k	82.6%

*(based on 29 projects)

5.6.2 Construction Phase

New build healthcare projects on SMARTWaste average 15.4m³/100m² and 8.6m³/£100k. The demolition phase of the project achieved figures of 12.2m³/100m² and 8.0m³/£100k, meaning that the Bryn Ivor project was 20.7% and 6.9% less wasteful than the established benchmarks. Suggesting that the construction phase was more waste efficient than the construction of the average healthcare building.

Bryn Ivor Lodge	SMARTWaste average*	Difference %	BREEAM Credits**
12.2m ³ /100m ²	15.4 m ³ /100m ²	20.7	1 credit <13.3m ³ <3.4m ³
8.0m ³ /£100k	8.6m ³ /£100k	6.9	2credits <7.5m ³ <1.6m ³

*(based on 20 projects)

** (awarded by volume of waste per 100m²)



6 Modelling

6.1 Building Information Modelling (BIM)

As part of EZW, CEW commissioned Gillard Associates to prepare a BIM model. The aim was to inform and educate participants on the subject of waste management either by helping with onsite decision making or by looking at virtual scenarios post construction.

It is widely recognised in the built environment sector that the translation of drawings into the actual structures frequently gives rise to unforeseen clashes, particularly in respect of complex junctions and mechanical and electrical services. It is common practice that clashes encountered are resolved reactively on site, often wasting materials and time. Through the use of software BIM's goal is to eliminate this waste.

BIM is, however, as much about people and process as it is about software, offering the opportunity to achieve greater efficiencies, as well as better working methods. The collaborative approach required to produce an effective design through BIM ensures a constant flow of information between disciplines. BIM then allows operatives to visualise each other's inputs, encouraging mutual understanding and good working relationships.



6.2 Using BIM

Castleoak were not able to provide any 3D or BIM data, so the model was developed from scratch by Gillard Associates (GA). GA used parametric modelling, creating equivalent BIM elements for each construction element i.e. windows, doors. Modelling in this way allows for automatic scheduling of these elements.

Automatic scheduling makes it easier to track quantities of different elements used in a project. Allowing the contractor tighter control of the budget and it makes tracing discrepancies easier. Significantly it reduces the need for over ordering due to a greater degree of confidence in order quantities.

Terrain modelling was undertaken after the initial planning application. The process used Boolean operations to demonstrate the amount of cut and fill, enabling the optimisation of site levels. This led to a reapplication to the planning authority to raise building levels and prevent the need for soil removal from site.

A particular concern of the planning authority was the roof design and the desire for the building to have a domestic appearance. Availability of a BIM model would have helped with the visualisation of the roof and may have helped achieve an easier agreement with planning authorities. Development of the model highlighted discrepancies in the plan and elevation drawings, specifically ridge heights and roof angles.

The roof structure was designed by Castleoak's timber frame designers in specialist software which produces 2D outputs in the form of AutoDesk dwg files or as pdf files. There were no 3D outputs. Modelling the structure highlighted issues with the design, such as:

- Rafters extending beyond soffits
- Discontinuity of rafter geometry

Accurate modelling of the roof structure is important when it comes to installation of M&E systems. Ventilation, plumbing and electrical systems are well known for causing delays on site due to clashes. Designers aim to limit this by providing more than adequate space in roof/ceiling voids. But to avoid wasting time, materials and workmanship M&E systems can be checked for clashes against the architectural design within BIM. This ensures the use of optimal routes and economic layouts.

In the case of Bryn Ivor when the 2D drawings were modelled, the M&E model did not match the architectural model in some areas, for example the boiler room. Design requirements and changes had not been communicated between disciplines leading to a discrepancy in room dimensions. Such a difference could lead to the need for abortive works, rebuilding of floors and walls, along with delays to the programme of works.

Similar problems were found when modelling the timber frame, for example, with openings and the floor cassettes. Had a BIM environment been in place earlier time could have been saved on design reworking and prevented inaccurate scheduling.

6.3 BIM Outcomes

The initial location of the care home would have involved a significant cut requiring the removal of 4,550m³ of soil. Analysis of alternate location options utilising the 3D model showed that by raising the building 500mm and moving it 3m a cut/fill balance could be achieved. Thus, providing a significant saving in time and money for the project.

Areas of opportunity for Castleoak were highlighted by Gillard Associates:

1. Design; Earlier involvement may have helped planning authorities to visualise the development, smoothing the planning process.
2. Scheduling; BIM can provide accurate information for material procurement reducing the need for over ordering.
3. Quality Control; BIMx offers the opportunity to perform virtual/visual checks during and after construction.
4. Parametric Objects; The design of repetitive spaces or objects within a BIM software application can be rationalised by the use of parametric or intelligent modelling, in which all or any attribute can be varied or fixed depending on set criteria.



7 Future proofing - Application of Environment Bill

The project has highlighted future potential issues for the industry. Specifically with regard to the upcoming incineration and landfill bans for wood, paper, cardboard, glass, plastic, metal and food waste as part of the Environment (Wales) Bill.

If the Bill were applied to this project up to 93.66m³ (41.7 tonnes) of material would require an alternate disposal solution. As such, research will need to be carried out to understand what alternate disposal options, along with the appropriate infrastructure, are necessary to enable the necessary changes required by legislation.

8 Key challenges

8.1 Waste

The main challenges around site waste were:

- Lack of commitment to segregation – site operatives and site management
- Design – complex roof design leading to significant quantities of waste and offcuts
- Site errors – incorrect specification of bricks used for the lift shaft, incorrect material ordering
- Late uptake of BIM – much of the design work was completed before the EZW programme started. This meant, the early adoption of BIM on the project wasn't possible and therefore limited its effectiveness at Bryn Ivor Lodge. It was always expected that a 'retrospective' BIM on this project would help influence future Castleoak timber frame designs

8.2 Behavioural/cultural Challenges

Castleoak is an ISO14001 and BS8555 certified company. As such the company has in place an environmental policy, procedures and a dedicated environmental team. Even with this commitment it was sometimes difficult to ensure all operatives, and levels of the supply chain, were bought in to responsible waste management procedures at all times. Findings during the project have highlighted the impact and importance that waste aware operatives and supply chain have on waste generation.

Pre-let meetings were held and waste was discussed during the meetings. However, if the sub-contractor does not follow through with the agreed site and contractual agreements this can lead to deviation in waste expectations. It is imperative that management and sub-contractors take ownership of waste management, and that waste management is an active part of their role before and during construction.

Through conversations with sub-contractors and toolbox talks, commitment to the EZW scheme was achieved. However, it is unclear how this commitment was then communicated to all site operatives and how committed they were. Communicating zero waste aims to all site operatives is important to ensure full

investment in the scheme. To this end, waste, and its segregation, should be discussed during site induction at all phases of construction and demolition.

8.3 Time

As in the rest of the construction sector, there was a client expectation to complete the project within the agreed timescale. This inevitably results in commercial pressures on principal contractors, and their supply chain. There can then be an impact on environmental and waste performance. Preparation for residents began before construction was fully completed so presented issues for the site team with regards to waste management and segregation levels.

Whilst construction continued, the client received furnishings and fitting deliveries to site, the packaging for which went into the mixed waste skips. The extra waste, combined with the pressure of the handover deadline, led to a reduction in waste segregation. In the final two months only 14% of waste was segregated compared to a monthly average of 51% and a peak of 90% segregation.

8.4 Design

The roof design would have benefitted from the application of BIM. Clash detection and rationalisation could have been achieved before work began on site. Being aware of clashes in advance removes the need for ad hoc solutions worked out on site, which are often wasteful. Similarly, standardised design and use of BIM would have made the complexity of the roof design clearer in advance. This would have made the site teams aware of the potential waste and time issues. With such issues in mind they would then have been able to conduct an informed value engineering process.

8.5 How has EZW influenced waste management for the project team?

Miles Thomas, Environmental Manager – Castleoak

An extremely challenging site and programme meant that construction efficiency and focus on waste reduction was important to deliver a more sustainable product to our Customer. We have estimated that our initial plans would have resulted in significantly more than 8000m³ of material leaving site at a cost of more than £100k. With the help of EZW we soon identified huge opportunity to reduce this waste impact.

The waste savings of more than 8000m³ were achieved through collaborative working between the client, contract, design team, supply chain and with the help of Constructing Excellence in Wales. Many features of the existing site were kept to reduce waste generation further, and high recycling rates were achieved through use of Green Compass / PAS402 Certified companies and Local Authority recycling collections. We have been delighted by these savings and it has certainly solidified and strengthened our processes on commitment to maximising on site reuse.

EZW provided us with more focus on on-going waste management on site. The regular visits by an EZW representative were particularly helpful for the site based colleagues. A good rapport was built up which was appreciated by the team.

Although many improvements were made during and since our work with EZW we do feel that more opportunities were missed and for long periods, the focus on the EZW was sometimes lost because of other demands on the team and business. With hindsight we should have provided more time and resource to assisting EZW and the site team to deliver further waste and efficiency savings.

The inadequate waste management by our demolition contractor and subsequent landfill of many tonnes of potentially recyclable materials acted as a big reminder to the project team to realise the impact and risk that waste management can have on the business.

From a wider sustainability perspective, the work at Bryn Ivor Lodge has helped influence many more of our schemes and processes.

- Incorporation of aspects of BIM and a push to increase its use within Castleoak
- Greater appreciation of design, in particular roof design on our schemes which has influenced work on efficient design and buildability, for example at our Winnersh Care Home
- Strengthen procedures around the selection of demolition and groundwork contractors
- Improvements in reporting and compliance of demolition and groundwork contractors
- Changes in on-site environmental inspections
- Developing more tool box talks for operatives
- On the lookout for surplus-centre type operations around the country
- Work with customers to help us reduce packaging waste towards the end of projects

Castleoak would certainly welcome the opportunity to work with EZW again on future projects in Wales to review our work post-Castleton and identify further areas for improvement and efficiencies in the business.

9 Successes

There were a number of waste management successes on the project:

9.1 Achieving Welsh Government's Waste Targets

Towards Zero Waste (TZW), the Welsh Government's overarching strategy document on dealing with waste in Wales, aims to produce benefits for the environment, economy and for society. TZW sets a target for the construction and demolition industry in Wales to prepare for reuse, recycling or other material recovery at least 70% of waste, by weight, by 2015-16. The target for 2019-20 is 90%.

By achieving 100% reuse, recycling or other material recovery, the construction phase of this project has met the 2015-16 and 2019-20 targets. Providing evidence that TZW presents achievable reuse, recycling or other material recovery targets for the industry.

The Welsh Government aims for 100% diversion of construction and demolition waste from landfill by 2050. This project met the landfill targets on the construction phase. However, 70 tonnes (67%) of demolition waste was disposed of to landfill, preventing the project as a whole from achieving the 100% diversion target. Overall the project achieved 95% diversion of waste from landfill.

Further focus is considered to be required on waste prevention and reuse rather than relying on the efficiencies of waste management infrastructure. A 1.4% reduction of waste still needs to be achieved year upon year in order for the Towards Zero Waste targets for the sector to be achieved.

9.2 BIM

The benefits of BIM have been made apparent to Castleoak. They have taken on board the suggestions and recommendations from the BIM consultant, Gillard Associates used as part of EZW, and are hoping to use BIM in future projects.

9.3 Cost Savings

Cost savings on this project attributed to effective waste management were £170,000. These are detailed in section 5.5 and show how important consideration of waste can be to project finances and profitability.

The majority of this saving £96,460 was achieved by preventing the removal of excavated materials from site. This highlights the importance of considering waste prevention at the design stage to achieving substantial waste and cost savings.

Reuse of onsite materials allowed for approximately £15,094 of saving, purely from disposal costs. Investment in detailed pre-demolition surveys like that undertaken in this case by BRE can reap major financial returns.

Similarly, investment of time in the establishment of a segregated waste compound and effective site practices can achieve financial benefits. 9% was saved on the cost of waste disposal on this project through waste segregation. With improved site practices and use of segregated skips from day one on site, this saving could have been greater.

10 Conclusion and recommendations

The Bryn Ivor Lodge has performed well against established SMARTWaste benchmarks and Welsh Government targets for the construction phase. Whilst targets have been met, further focus is required on waste prevention and reuse, rather than relying on the effectiveness of waste management infrastructure. Opportunities exist for greater efficiency and effectiveness on site, offering potential for waste and cost savings.

Cost savings are available for companies willing to consider the waste hierarchy at all stages of a project. Prevention is the key level in the hierarchy when it comes to unlocking substantial savings, as highlighted by this project. BIM offers an opportunity for designs to be tested and altered with a view to prevention of, for example, clashes or avoidable cut and fill. Both of which can be expensive and wasteful.

The importance of segregation of waste at source has been made clear, along with focussing on and discussing waste at all stages of a project, with all involved on site. Engagement with all members of the site team is important when attempting to maintain best practice and segregation during periods of pressure on site, especially the final stages before handover.

10.1 Client Recommendations

Design can have a significant impact on waste arisings. In this case the client's requirements for the structure to resemble a line of housing led to significant waste and issues in construction. Clients need to be aware how their decisions, including the purely aesthetic, can have knock on impacts on design and therefore waste.

Time decisions and programming can have a significant influence on a project. Pressure to complete can cause a fall in adherence to site practices, such as waste segregation. This then impacts on the project's reuse, recycling or other material recovery rates at a cost which may exceed those that the client is attempting to avoid, by accelerating the build.

10.2 Designer Recommendations

Designers should give greater consideration to the standard sizes of materials during design. Standard dimensions or design in multiples of units of a material would reduce the volume of off-cuts produced. This can be applied to dimensions of rooms or lengths of piping. Engagement with contractors to improve material understanding should be encouraged. Awareness of how intricate design affects waste should also be improved, specifically consideration of complex joints.

BIM offers a viable option for the elimination of design waste. Uptake of BIM will mean more design decisions are made earlier making the process more proactive than reactive. Easy visualisation of each discipline's inputs allows for easy identification of errors or clashes between the designs of different disciplines. Effective working in BIM ensures a constant flow of information, encouraging mutual understanding and good working relationships.

10.3 Contractor Recommendations

The set-up of the waste compound is a key part of the waste management strategy and should be a major concern of the site waste champion during planning for work on site. Waste compounds should contain segregated skips from day one on site and their purpose explained to everyone on site. Ideally a mixed waste skip should not be available, but if it is necessary it should be located furthest away from the site works, to discourage its use.

In addition, it is crucial that the person responsible for producing waste forecasts makes regular contact with the site team to ensure that forecasts are achievable, reasonable and based on previous performance. Waste should be a consideration in the selection of subcontractors. Main/lead contractors should give

consideration to their duty of care and how it extends to the waste disposal options taken by subcontractors. Focus should be given to ensuring contractual obligations, specifying that all stages of the waste hierarchy are observed before disposal to landfill. This will reduce the potential impact of sub-contractor decisions on project reuse, recycling or other material recovery targets.

Packaging waste was a significant challenge on this project, as it often is. Suppliers can play a key role in reducing packaging as long as contractors communicate the problems they face with disposal with their suppliers. Often packaging take-back schemes can be organised with manufacturers or suppliers, but this requires foresight and planning so agreements are in place before the waste becomes an issue.

The upcoming Environment (Wales) Bill will ban disposal by incineration or landfill for wood, paper, cardboard, glass, plastic, metal and food waste. Contractors will need to consider how they will deal with these wastes as the cost for disposal will likely increase to pay for research into alternate disposal options. As highlighted in this report, prevention offers the most cost effective solution so removing waste through greater use of prefabrication should be considered.



Galluogi

DYFODOL
DIWASTRAFF

Bryn Ivor Lodge, Cas-bach



Galluogi Dyfodol Diwastraff: Castleoak

Cynnwys

1 Crynodeb Gweithredol	3	5.6 Dadansoddiad yn erbyn meincnodau	16
2 Cefndir	5	5.6.1 Cyfnod Adeiladu	
2.1 Galluogi Dyfodol Diwastraff		5.6.2 Cyfnod Dymchwel	
2.2 Castleoak		6 Modelu	17
3 Cefndir y Prosiect	6	6.1 Modelu Gwybodaeth am Adeiladau (BIM)	
3.1 Cost		6.2 Defnyddio BIM	
3.2 Math y Contract		6.3 Deilliannau BIM	
4 Methodoloeg	7	7 Prawfesur i'r dyfodol – Gweithredu Bil yr Amgylchedd	19
5 Dadansoddiad Data	8	8 Heriau allweddol	20
5.1 Dadansoddiad yn ôl cyfnodau'r prosiect	8	8.1 Gwastraff	
5.1.1 Y Cyfnod Dymchwel		8.2 Heriau Ymddygiadol/Diwylliannol	
5.1.2 Y Cyfnod Adeiladu		8.3 Amser	
5.2 Dadansoddiad yn ôl rhaglen	10	8.4 Dyluniad	
5.2.1 Brig Mehefin 2014		8.5 Sut mae GDD wedi dylanwadau ar reoli gwastraff i'r tîm prosiect?	
5.2.2 Brig Tachwedd		9 Llwyddiannau	22
5.2.3 Brigau Mawrth ac Ebrill		9.1 Cyrraedd Targedau Gwastraff Llywodraeth Cymru	
5.2.4 Brig Mehefin 2015		9.2 BIM	
5.3 Dadansoddiad yn ôl opsiwn rheoli gwastraff	11	9.3 Arbedion Cost	
5.3.1 Atal		10 Casgliad ac argymhellion	23
5.3.2 Deunydd Dros Ben		10.1 Argymhellion i'r Cleient	
5.3.3 Ailddefnyddio		10.2 Argymhellion i'r Dylunydd	
5.3.4 Ailgylchu		10.3 Argymhellion i'r Contractwr	
5.3.6 Adfer Ynni			
5.3.6 Tirlenwi			
5.4 Dadansoddiad yn ôl ffrwd wastraff unigol	12		
5.4.1 Pren			
5.4.2 Briciau			
5.4.3 Teils			
5.4.4 Bwrdd Plastr			
5.4.5 Cardfwrdd			
5.4.6 Gwastraff Adeiladu Cymysg			
5.4.7 Gwastraff Anadweithiol			
5.5 Dadansoddiad yn ôl cost	14		
5.5.1 Union Gostau Rheoli Gwastraff			
5.5.2 Costau Posibl Rheoli Gwastraff			

Galluogi Dyfodol Diwastraff: Castleoak

1 Crynodeb Gweithredol

Mae Galluogi Dyfodol Diwastraff (GDD) - Enabling Zero Waste yn gynllun gan Adeiladu Arbenigrwydd yng Nghymru (CEW) a'i nod yw penderfynu a all y diwydiant adeiladwaith gyrraedd y targedau dim gwastraff a sefydlwyd yn nogfen strategaeth gwastraff Llywodraeth Cymru, Tuag at Ddyfodol Diwastraff, a sut mae gwneud hynny.

Mae CEW yn gweithio ochr yn ochr â'r diwydiant i roi golwg fanwl ar ba mor gyraeddadwy yw dyfodol diwastraff ar hyn o bryd, ynghyd ag adnabod unrhyw rwystrau cysylltiedig i gyrraedd y targedau, a lledaenu arfer gorau, datrysiadau a chyflleoedd.

Roedd cartref gofal Bryn Ivor Lodge, Cas-bach, yn brosiect £6.1 miliwn a ymgymerwyd gan Castleoak ar ran Barchester Healthcare. Roedd yn golygu dymchwel y ganolfan arddio a'r adeiladau cysylltiedig a oedd yno, ac yna adeiladu cartref gofal ffrâm bren gyda 80 gwely. Cynhyrchwyd y cartref gofal oddi ar y safle yng ngwaith fframiau pren Castleoak yng Nglyn Ebwy.

Yn ystod y rhaglen cafwyd sawl brig amlwg o gynhyrchu gwastraff. Ar ddechrau'r prosiect nid oedd gwastraff yn cael ei wahanu. Deallir fod hyn wedi deillio o nifer o ffactorau yn cynnwys pwysau i ddechrau ar y safle a rheolwr safle asiantaeth dros dro yn ei le. Mae'n bosibl nad oeddent wedi ymrwmo i'r prosiect GDD a pholisïau a gweithdrefnau Castleford ei hun.

Cafwyd cyfraddau ailgylchu o 100% i wastraff briciau, gwastraff anadweithiol, teils a bwrdd plastr. Gyda chyfradd ailgylchu o 92%, yn ôl pwysau, cyrhaeddodd y cyfnod adeiladu darged gyfredol LIC, sef bod isafswm o 70% o bob gwastraff, yn ôl pwysau, yn cael ei baratoi gogyfer ei aildddefnyddio, ailgylchu neu ei adfer erbyn 2015/16. Anfonwyd 3% o'r gwastraff a gynhyrchwyd i adfer ynni mewn cyfleusterau dosbarth R1. Roedd y gwastraff yn cynnwys:

- Gwastraff cardfwrdd: 5.88m³ (20% o gyfanswm y gwastraff cardfwrdd)
- Gwastraff pren: 15.56m³ (10% o gyfanswm y gwastraff pren)
- Gwastraff cyffredinol cymysg: 53.88m³ (14.9% o gyfanswm y gwastraff cyffredinol cymysg)

Nod Llywodraeth Cymru yw dargyfeirio 100% o wastraff adeiladu a dymchwel o dirlenwi erbyn 2050. Roedd y prosiect hwn yn bodloni'r targedau tirlenwi yn y cyfnod adeiladu. Ond, gwaredwyd 70 tonnelli (67%) o wastraff dymchwel i dirlenwi, gan atal y prosiect yn gyffredinol rhag cyrraedd y targed dargyfeirio 100%. Drwyddi draw cyrhaeddodd y prosiect 95% dargyfeirio gwastraff o dirlenwi, fesul tonnelli.

Er bod y targedau uchod wedi'u cyflawni, ystyrir fod angen sylw pellach ar atal ac aildddefnyddio gwastraff, yn hytrach na dibynnu ar effeithiolrwydd y seilwaith rheoli gwastraff. Mae angen i'r sector adeiladu ostwng gwastraff 1.4% flwyddyn ar ôl blwyddyn er mwyn bodloni targed Tuag at Ddyfodol Diwastraff. Roedd yr arbedion cost ar y prosiect hwn a briodolwyd i ystyried hierarchaeth gwastraff a rheoli gwastraff yn effeithiol dros £170,000. Manylir ar y rhain yn adran 5.5 ac maent yn cyfateb i bron 2.8% o gyllideb y prosiect, sy'n dangos pa mor bwysig y gall ystyried gwastraff fod i gyllid a phroffidoldeb prosiect.

Mae llwyddiannau eraill y prosiect yn cynnwys:

- Gwneud arbediad cost o tua £170,000 oherwydd ystyried yr hierarchaeth gwastraff
- Arbedwyd 9% ar gost gwaredu gwastraff ar y prosiect hwn drwy wahanu gwastraff
- Roedd y prosiect 20.7% a 6.9% yn llai gwastraffus na meincnodau SMARTWaste a sefydlwyd i adeilad gofal iechyd, fesul 100m² a fesul £100k
- Roedd manteision amlwg o ddefnyddio Modelu Gwybodaeth am Adeiladau (BIM) i Castleoak
- Ailddefnyddio deunyddiau ar y safle diolch i arolwg cyn-dymchwel manwl a wnaed gan BRE ar ran o CEW
- Rhwystro deunyddiau a gloddiwyd rhag cael eu symud o'r safle.

Mae argymhellion i gontractwyr yn cynnwys:

- Dylai fod yn flaenoriaeth i gontractwyr gael aelod o dîm y safle sy'n cymryd perchnogaeth dros reoli gwastraff. Yn ychwanegol, mae'n hanfodol fod y sawl sy'n gyfrifol am gynhyrchu rhagolygon gwastraff yn cysylltu'n rheolaidd â thîm y safle i sicrhau fod y rhagolygon yn gyraeddadwy, yn rhesymol ac yn seiliedig ar berfformiad blaenorol
- Pwysigrwydd gwahanu gwastraff yn y tarddiad yn amlwg i bob aelod o'r tîm ar y safle
- Dylid rhoi sylw i wastraff a'i drafod ar bob cam o brosiect, gyda phawb sydd ar y safle.

Mae argymhellion i gleientiaid yn cynnwys:

- Angen bod yn ymwybodol o sut mae eu penderfyniadau, yn cynnwys y rhai esthetig yn unig, yn gallu cael effeithiau cynyddol
- Mae cyfathrebu parhaus ag ymgynghorwyr dylunio a chontractwyr yn bwysig
- Gall pwysau i gwblhau gwaith achosi dirywiad o ran glynu at arferion safle, megis gwahanu gwastraff

Mae argymhellion i ddylunwyr yn cynnwys:

- Ystyried meintiau safonol deunyddiau yn ystod y dylunio
- Ymgysylltu â chontractwyr i wella dealltwriaeth o'r deunydd
- Ymwybyddiaeth o sut mae dyluniad cywrain yn effeithio ar wastraff
- Ymwybyddiaeth o sut bydd BIM yn arwain at fwy o benderfyniadau dylunio'n cael eu gwneud ynghynt

Pe bai Bil yr Amgylchedd (Cymru) yn weithredol i'r prosiect hwn, byddai hyd at 93.66m³ (41.tunnell) o ddeunydd angen ei waredu mewn ffordd arall. Mae hyn yn dangos yr angen i ymchwilio i opsiynau gwaredu amgen, ynghyd â'r seilwaith addas, sy'n angenrheidiol i alluogi'r newidiadau a fyynnir gan y ddeddfwriaeth.

2 Cefndir

2.1 Galluogi Dyfodol Diwastraff

Mae Galluogi Dyfodol Diwastraff yn gynllun gan Adeiladu Arbenigrwydd yng Nghymru (CEW) sy'n rhoi cymorth ymarferol, cadarnhaol a rhagweithiol i brosiectau adeiladu, dymchwel a pheirianeg sifil yng Nghymru. Y nod yw sefydlu os, a sut, y gall y diwydiant adeiladu gyrraedd y targedau dim gwastraff a osodwyd yn strategaeth LIC, Tuag at Ddyfodol Diwastraff.

Mae CEW yn cynnig i'r rhai sy'n cymryd rhan mewn prosiect Gallu Dyfodol Diwastraff gyngor technegol, arbenigedd a chanllawiau ar reoli gwastraff a Modelu Gwybodaeth am Adeiladau (BIM) er mwyn helpu i oresgyn rhwystrau i leihau gwastraff a dylunio ar gyfer dadadeiladu. Caiff pob prosiect becyn unigol wedi'i deilwra i gyd-fynd â'i anghenion.

Mae CEW yn gweithio ochr yn ochr â'r diwydiant adeiladu i gael golwg fanwl ar sut mae cyflawni dyfodol diwastraff. Y nod yw rhannu datrysiadau a chyfleoedd arfer gorau, ynghyd ag adnabod unrhyw rwystrau sy'n gysylltiedig â chyrraedd targedau Llywodraeth Cymru. Mae CEW yn cynnig cymorth ymarferol i dimau dylunio a safle prosiect i edrych ar ffyrdd hyfyw o gyrraedd dim gwastraff ac amcanion prosiect Galluogi Dyfodol Diwastraff sef:

- Deall a phrofi pryd a sut mae gwastraff yn digwydd yn ystod y broses adeiladu
- Deall y strategaethau, y dulliau a'r cyfleoedd presennol ar gyfer dargyfeirio gwastraff safle i ffwrdd i dirlenwi
- Dadansoddi dichonoldeb/hyfywedd dim gwastraff i dirlenwi yn yr amgylchedd sydd ohoni
- Gweithio ar ddatblygu datrysiadau i atal a lleihau cynhyrchu gwastraff ar safle, gan arwain at ostyngiad mewn costau rheoli, gwaredu a thirlenwi

- Cefnogi newid ymddygiad a phrosesau a fydd yn annog atal a chadw gwastraff i'r lleiafswm
- Gwneud safleoedd yn fwy effeithlon yn sgil cyfleoedd/datrysiadau rheoli gwastraff
- Lleihau traffig safle drwy ostyngiad mewn cyflenwadau a deunyddiau sy'n caniatáu arbedion cost
- Lledaenu datrysiadau a chyfleoedd yn sgil datblygu strategaethau rheoli gwastraff effeithiol
- Darparu cyfleoedd dysgu ac addysg am dechnegau rheoli gwastraff gwahanol y gellir eu lledaenu ar gyfer prosiectau i'r dyfodol, felly'n sicrhau manteision parhaus

2.2 Castleoak

Mae gan Castleoak dros 30 mlynedd o brofiad yn gweithio yn unig yn y sector gofal a byw wedi ymddeol ac mae wedi ennill gwobrau am gyflawni cartrefi gofal, fflatiau byw â chymorth a gofal ychwanegol, pentrefi gofal a chynlluniau gofal arbenigol.

Mae gwasanaethau dylunio ac adeiladu Castleoak yn mynd reit o ddechrau'r prosiect i ddodrefnu a darparu offer. Mae datrysiad datblygu arobryn llawn ar gael hefyd, sy'n cynnwys chwilio a chaffael tir, demograffeg, dadansoddiad o ddichonoldeb prosiect, caniatâd cynllunio a datrysiadau cyllid wedi'u teilwra'n arbennig.

3 Cefndir y Prosiect

Prosiect a ymgwymerwyd gan Castleoak ar ran Barchester Healthcare oedd cartref gofal Bryn Ivor Lodge. Roedd yn golygu dymchwel canolfan arddio a'r adeiladau cysylltiedig ac yna codi cartref gofal ffrâm bren gyda 80 gwely. Cynhyrchwyd y cartref gofal oddi ar y safle yng ngwaith fframiau pren Castleoak yng Nglyn Ebwy. Mae arwynebedd llawr mewnol gros y cartref gofal ychydig dros 4,000m².

Roedd y rhaglen adeiladu i fod i ddechrau ym mis Chwefror 2014 a'r dyddiad cwblhau oedd Mawrth 2015. Cafwyd oedi yn rhaglen y prosiect yn sgil trafodaethau parhaus â'r adran gynllunio yng Nghyngor Casnewydd i godi lefel y llawr 500mm a symud yr adeilad 3m i leihau swm y pridd oedd angen cloddio. Felly dechreuodd y prosiect ym mis Mehefin 2014 a'i drosglwyddo i'r cleient ym Mehefin 2015.

Ar ddechrau'r prosiect Galluogi Dyfodol Diwastraff (GDD), roedd dyluniad y cartref gofal wedi'i derfynu, roedd y caniatâd cynllunio gwreiddiol yn ei le, ac roedd contractwr, isgcontractwyr haen un, cyflenwyr a chontractau rheoli gwastraff i gyd wedi cael eu penodi.

3.1 Cost

Gwerth cost y prosiect oedd £6.1 miliwn.

3.2 Math y Contract

Gwnaed y dylunio a'r adeiladu gan Castleoak.



4 Methodoleg

Mae pob prosiect GDD yn cael cynllun gwaith/methodoleg wedi'i deilwra. Datblygwyd y cynnwys gyda'r tîm prosiect ac fe'i ddyluniwyd i wella unrhyw fesurau a oedd ar y gweill yn barod.

Drwy gydol y prosiect, roedd tîm prosiect Castleoak yn cael:

- 1) Cymorth a chanllawiau technegol ar reoli gwastraff drwy gydol adeiladu'r safle i helpu gyda'r nod o fynd â dim gwastraff o gwbl i'w dirlenwi
- 2) Adnodd rheoli gwastraff penodol a neilltuwyd i gynnig cymorth ymarferol â rheoli gwastraff safle ac i gyflawni opsiynau/datrysiadau dim gwastraff posibl i broblemau gwastraff safle. Roedd y cymorth hwn yn cynnwys:
 - Ymweliadau ar y safle
 - Cefnogaeth rheoli gwastraff yn cynghori ar fwy o wahanu
 - Adnabod y deunyddiau a ddefnyddid ar y safle
 - Lleihau gwastraff drwy annog cadw tŷ da i leihau difrod ac archebu gormod o ddeunyddiau
 - Lleihau gwastraff drwy aildefnyddio neu ddod o hyd i ffyrdd eraill o'i waredu
 - Cymorth gyda gweithio â chadwyn gyflenwi'r safle, cleientiaid a chwmnïau rheoli gwastraff i annog cynlluniau dychwelyd, addysg ehangach a chynyddu ansawdd data gwastraff
 - Paratoi, monitro a diweddarau Cynllun Rheoli Gwastraff Safle (SWMP) drwy ddefnyddio SMARTWaste y Sefydliad Ymchwil Adeiladu (BRE)
 - Paratoi Model Gwybodaeth am Adeiladu (BIM) o'r safle, a baratowyd o wybodaeth a gyflenwyd gan Mc Cans
 - Adolygu a mireinio'r dyluniad drwy ddefnyddio BIM i leihau gwastraff, dadansoddi ac amcangyfrif swm a math y gwastraff fyddai'n codi, ac adnabod gwrthdrawiadau posibl ar y safle.

Gwnaed cyfanswm o dair ar ddeg o ymweliadau safle i gefnogi rheoli gwastraff fel rhan o Alluogi Dyfodol Diwastraff, a oedd yn cynnwys trafodaethau â thîm y safle ynghylch materion safle a gwastraff ar y pryd, cynnydd, atebion posibl a gwelliannau. Rhoddwyd cefnogaeth hefyd i dîm y safle gyda chofnodi data ar SMARTWaste. Ar ôl pob ymweliad safle, rhoddwyd argymhellion i helpu i wella arferion rheoli gwastraff.

Y prif argymhellion rheoli gwastraff oedd:

- Gwella, arwyddion, gwahanu a storio deunyddiau
- Sefydlu cwrt gwastraff penodedig
- Atal cloddio drwy godi lefel yr adeilad
- Penodi hyrwyddwr gwastraff i adolygu a sicrhau fod arferion gorau o ran cydymffurfiaeth gyfreithiol a rheoli gwastraff yn cael eu dilyn
- Atal deunyddiau ar y safle rhag cael eu difetha drwy eu cadw'n sych a diogel
- Cynnal sgysiau bocs tŵls i godi ymwybyddiaeth am atal a lleihau gwastraff
- Cyflwyno sgipiau cardfwrdd wedi'u gwahanu pan gynyddodd gwastraff pcedi ar y safle
- Canfod o ble y daeth y gwastraff pren a sut y gallai adeiladu oddi ar y safle leihau gwastraff

Darparwyd dogfennau a chanllawiau cysylltiedig â'r uchod hefyd.

Gwnaed Modelu Gwybodaeth am Adeiladu (BIM) hefyd fel rhan o'r prosiect i ganfod gwrthdrawiadau posibl ac i chwilio am ostyngiadau posibl mewn gwastraff, yn bennaf drwy ddylunio damcaniaethol neu newidiadau sylweddol. Defnyddiwyd dronau o'r awyr hefyd i gael darlun o'r cynnydd drwy gydol y prosiect.

Roedd cyfathrebu'n cynnwys diweddariadau rheolaidd drwy twitter, digwyddiadau diweddarau, gweminarau a chyflwyniadau.

5 Dadansoddiad Data

5.1 Dadansoddiad yn ôl cyfnodau'r prosiect

5.1.1 Y Cyfnod Dymchwel

Cafodd hen adeiladau'r ganolfan arddio ar y safle eu dymchwel gan Cuddy Demolition. Dangosodd arolwg cyn-dymchwel ychwanegol, a wnaed gan BRE fel rhan o GDD, y gellid cadw'r padiau gwaelod ar y safle a'u hailddefnyddio fel agreg, yn hytrach na'u gwaredu fel gwastraff. Roedd hyn yn caniatáu arbediad gwastraff o tua 712m³ (890 tonnelli). Byddai gwaredu'r deunydd hwn a arbedwyd i'w dirllenwi wedi costio £15,094.40 yn seiliedig ar £21.20/m³ yn cynnwys treth tirlenwi. Byddai hyn wedi codi costau rheoli gwastraff y prosiect 84%.

Ailddefnyddiwyd y ffyrdd mynediad a'r meysydd parcio ar gyfer yr adeilad newydd. Roedd hyn yn golygu nad oedd angen gwaredu'r ffordd oedd yno'n barod a'r meysydd parcio, ac nad oedd angen adeiladu ffyrdd newydd. Arhosodd cyfanswm o 6000 tonnelli 2490m³, o ddeunydd yn ei le ac atal gwaredu a fyddai wedi costio £52,780 (ar £21.20/m³).

Arweiniodd dymchwel yr hen ganolfan arddio at 184m³ o wastraff, 10.6% o gyfanswm y sgil-gynhyrchion gwastraff. Adroddwyd fod y gwastraff fel a ganlyn:

- 44m³ gwastraff pren
- 48m³ gwastraff metel
- 92m³ gwastraff adeiladu cymysg.

Cafodd swm sylweddol o'r gwastraff a gynhyrchwyd yn sgil y gwaith dymchwel, 70 tonnelli, ei anfon i'w dirllenwi. Nid oedd hyn wedi cael ei drafod na'i gytuno arno gyda thîm y safle yn ystod y cyfarfod cyn-contract. Y rheswm a roddwyd gan Cuddy oedd mai tirlenwi oedd y dewis gorau oedd ar gael ar gyfer y gwastraff.

Anfonwyd 14.62 tonnelli o wastraff pren, (33%), i South Wales Wood Recycling Ltd., cwmni ailgylchu pren ym Mhen-y-bont ar Ogwr. Maent yn rhwygo gwastraff pren i gynhyrchu sglodion pren mawr, a ddefnyddir i wneud bwrdd sglodion, a deunydd manach a ddefnyddir ar gyfer gwasarn anifeiliaid.

5.1.2 Y Cyfnod Adeiladu

Cynhyrchwyd cyfanswm o 673m³ o wastraff yn ystod cyfnod adeiladu'r prosiect.

5.1.2.1 Y Sylfeini

Roedd cyfanswm o 33m³ o wastraff, 1.9% o gyfanswm y sgil-gynhyrchion gwastraff, yn dilyn y cyfnod gosod sylfeini. Roedd mwyafrif hwn, 29.3m³ o natur gymysg. Roedd gwastraff briciau yn cyfrif am 3.6m³ o'r cyfanswm ac fe'i gwaredwyd mewn sgip anadweithiol wedi gwahanu a oedd yn arbediad cost o 23.5% ar sgip gwastraff cymysg.

5.1.2.2 Gwaith Strwythurol

Ychydig o dan 235m³ o wastraff, 13.5% o gyfanswm y sgil-gynhyrchion gwastraff, a gynhyrchwyd gan y gweithgareddau hyn. Gwaredwyd y rhan fwyaf, 118.8m³, fel gwastraff adeiladu cymysg, yn cael ei ddilyn yn agos gan 63.9m³ pren a 36.7m³ gwastraff anadweithiol. Gwaredwyd 1.8m³ o deils fel gwastraff o ganlyniad i archebu'r fanyleb anghywir. Yn yr un modd, gwastraffwyd 5.5m³ o friciau o ganlyniad i ddefnyddio cynnyrch anghywir wrth adeiladu siafft y lifft.

5.1.2.3 Creffttau Gorffennu

Cynhyrchwyd cyfanswm o 12.6% o'r sgil-gynhyrchion gwastraff, mae'r manylion fel a ganlyn.

5.1.2.3.1 Parwydydd a chladin bwrdd plastr

Cynhyrchwyd 29.3m³ o wastraff bwrdd plastr, sef 1.7% o'r sgil-gynhyrchion gwastraff.

5.1.2.3.2 Gwaith saer, addurno, inswleiddio'r to, llawr finyl a charpedi


Adroddwyd fod rhan fwyaf y gwastraff o'r gweithgareddau hyn yn gymysg, 62.5m³. Roedd pren yn cyfrif am 25.7m³ o'r gwastraff, 18.4m³ yn gardfwrdd a 11m³ yn wastraff anadweithiol. Cyfanswm o 117.6m³, 6.7% o gyfanswm y sgil-gynhyrchion gwastraff.

5.1.2.3.3 Dodrefn, gosodion ac offer (FFE) a chlirio safle

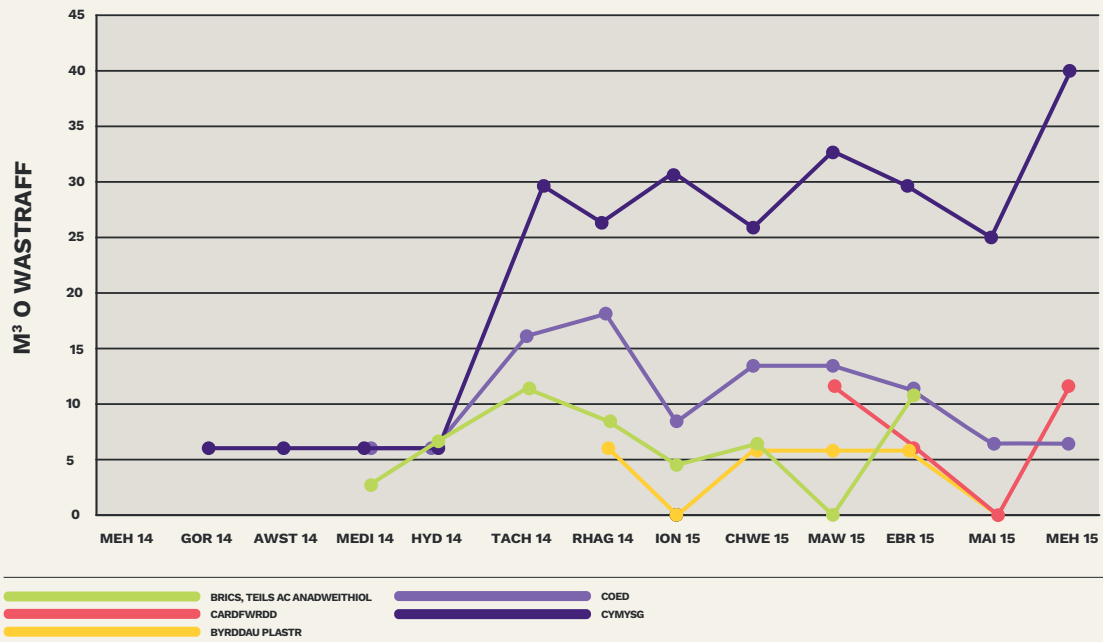
At ei gilydd, cynhyrchwyd ychydig llai na 92m³ o wastraff drwy'r gweithgareddau hyn, 5.3% o gyfanswm y sgil-gynhyrchion. Roedd y rhan fwyaf o'r gwastraff o natur gymysg, 66m³. Roedd y gweddill yn wastraff pren, 14.68m³ a 11m³ o gardfwrdd. Mae'r swm sylweddol o wastraff cymysg a gofnodwyd yn debygol o fod yn ganlyniad i'r pwysau amser i drosglwyddo.

CARTREF GOFAL BRYN IVOR

CYRCHFAN DERFYNOL Y GWASTRAFF A SYMUDWYD O'R SAFLE



GWASTRAFF MISOL FESUL MATH M³



5.2 Dadansoddiad yn ôl rhaglen

Ar ddechrau'r prosiect nid oedd gwastraff yn cael ei wahanu. Deallir mai'r rheswm dros hyn o bosibl yw mai rheolwr safle asiantaeth dros dro oedd mewn gofal. Mae'n bosibl nad oeddent yn ymwybodol o'r prosiect GDD neu bolisiau a gweithdrefnau Castleoak ei hun. Gwellodd gwahanu gwastraff ar y safle o fis Medi pan ddechreuodd rheolwr safle parhaol i Castleoak weithio yno.

Yn ystod y prosiect bu cyfnodau brig amlwg o ran cynhyrchu gwastraff. Manylir isod ar y rhesymau am y cyfnodau brig hyn.

5.2.1 Brig Mehefin 2014

Ym mis Mehefin cynhyrchwyd symiau sylweddol o wastraff adeiladu cymysg, 92m³, gwastraff pren 44m³ a gwastraff metel 48m³ ac roedd hyn yn uniongyrchol gysylltiedig â dymchwel hen adeiladau'r ganolfan arddio. Drwy wahanu gwastraff pren a gwastraff cymysg, gwnaed arbediad cost o 21.5% y sgip.

Drwy aildefnyddio padiau gwaelod y ganolfan arddio fel agreg, arbedwyd gwastraff o tua 712m³ (890 tunnell). Byddai gwaredu i'w dirlenwi wedi costio £15,094.40 yn seiliedig ar £21.20/m³ yn cynnwys treth tirlenwi. Byddai hyn wedi codi costau rheoli gwastraff y prosiect 84%.

5.2.2 Brig Tachwedd

Cynhyrchwyd cyfanswm o 57.8m³ o wastraff ym mis Tachwedd. Roedd y mwyafrif yn wastraff adeiladu cymysg, 28.9m³ (50%) yna pren 16m³ (28%). Ym mis Rhagfyr cynhyrchwyd 58.8m³ o wastraff, ac roedd 26.6m³ ohono (45%) yn gymysg.

Ym mis Tachwedd cafwyd uchafbwynt o wastraff anadweithiol, 12.8m³. Mae hyn yn cyfateb ag adeiladu

siafft lifft gan ddefnyddio'r briciau anghywir. Felly dymchwelwyd y siafft a gwaredwyd y briciau ar gost o 2.5 gwaith cost eu prynu.

5.2.3 Brigau Mawrth ac Ebrill

Ym Mawrth ac Ebrill, cyrhaeddodd y gwastraff a gynhyrchwyd ar y safle ei uchafbwynt cyfnod adeiladu, sef 64.3m³ bob mis. Mae hyn yn cyfateb i'r cyfnod o'r gweithgaredd crefft mwyaf wrth ruthro i orffen Rhan A yr adeilad. Yn aml rhoddir blaenoriaeth i arbed amser dros wahanu gwastraff yn y cyfnod hwn a gallai hyn egluro natur gymysg y gwastraff.

Roedd mwyafrif y gwastraff yn gymysg, 33m³ ym mis Mawrth a 29.3m³ ym mis Ebrill. Sylwyd ar nifer fawr o flocciau concrit wedi'u difetha yn y sgipiau, ac yn Ebrill, cynhyrchwyd 11m³ o wastraff anadweithiol. Roedd y gwastraff briciau yn bennaf yn ganlyniad dymchwel siafft y lifft oherwydd camgymeriad pan ddefnyddiwyd y briciau anghywir. Roedd gwastraff cardfwrdd o ddeunydd pacio yn uchel hefyd ym mis Mawrth, 11m³, ac felly argymhellwyd fod y safle'n cyflwyno sgipiau cardfwrdd ar wahân.

5.2.4 Brig Mehefin 2015

Gwelwyd uchafbwynt mewn gwastraff adeiladu cymysg, 40.4m³ ym mis Mehefin. O'r ymweliadau safle a wnaed yn y cyfnod hwn, ystyrir ei bod yn debygol fod llai o wahanu gwastraff yn digwydd oherwydd y pwysau i gwblhau'r prosiect, a chlirio'r safle ar gyfer ei drosglwyddo.

Symudwyd un ar ddeg o sgipiau o wastraff cymysg o'r safle ym mis Mehefin. Roedd tunelledd i'r un ar ddeg hyn 13% yn llai na chyfartaledd y sgipiau gwastraff cymysg am weddill y prosiect. Awgryma hyn fod mwy o lefydd gwag yn y sgipiau, sy'n awgrymu symiau sylweddol o wastraff pacio a gorchudd diogelu, a gallai rhywfaint o'r rhain fod wedi'u gwaredu yn y sgip cardfwrdd am gost 35% yn is.

5.3 Dadansoddiad yn ôl opsiwn rheoli gwastraff

5.3.1 Atal

Roedd lleoliad gwreiddiol y cartref gofal wedi cael ei gymeradwyo gan yr awdurdod cynllunio lleol. Byddai wedi golygu symud 4,500m³ o bridd ar gost o £21.20/m³. Drwy ddadansoddi opsiynau eraill o ran lleoliad, gwelwyd drwy godi'r adeilad 500mm a'i symud 3m, y gellid cael cydbwysedd torri a llenwi.

Drwy beidio gorfod symud deunydd a gloddiwyd o'r safle, arbedwyd £96,460 mewn costau rheoli gwastraff, heb gynnwys costau cysylltiedig, er enghraifft llafur, llogi cyfarpar a thanwydd. Byddai hyn wedi dod i bron bum gwaith a hanner yr union gost rheoli gwastraff.

Ailddefnyddiwyd y ffyrdd mynediad a'r meysydd parcio ar gyfer yr adeilad newydd. Roedd hyn yn golygu nad oedd angen gwaredu'r ffordd oedd yno'n barod a'r meysydd parcio, ac nad oedd angen adeiladu ffyrdd newydd. Arhosodd cyfanswm o 2490m³ o ddeunydd yn ei le ac atal gwaredu a fyddai wedi costio £52,780 (ar £21.20/m³). Arbedwyd swm tebyg o ddeunydd newydd rhag cael ei gludo i'r safle i ddatblygu 3000m² o ffyrdd a meysydd parcio newydd.

5.3.2 Deunydd dros ben

Storiwyd deunyddiau a oedd dros ben ar y safle yn ystod y cyfnod adeiladu o fewn cynhwysydd diogel. Yn ystod wythnos olaf y prosiect, rhoddwyd 2.2 tunnell o ddeunydd dros ben i ganolfan deunyddiau dros ben Abertawe, oedd yn cyfateb i o leiaf 2 sgip. Mae'r ganolfan hon yn derbyn rhoddion o ddeunyddiau dros ben y gellir eu hailddefnyddio ac yn eu dosbarthu i brosiectau cymunedol a chymdeithasol. Mae'n cael gwared ar yr angen i waredu i dirlenwi, gan arbed £340 mewn costau gwaredu ac 891kg o garbon a ymgorfforwyd. Mae'r eitemau a roddwyd yn cynnwys:

Goleuadau Pleth	Teils Wal	Cladin Gorosod Cyfansawdd
Gwlân Ynysu150mm	Biniau Lluch	Briciau Wyneb Coch
Briciau Wyneb Coch	Colfachau Pres (gyda sgriwiau)	Colfachau Arian

5.3.3 Ailddefnyddio

Drwy aildefnyddio padiau gwaelod y ganolfan arddio fel agreg, llwyddwyd i wneud arbediad gwastraff o tua 712m³ (890 tunnell). Byddai gwaredu i dirlenwi wedi costio £15,094.40 yn seiliedig ar £21.20/m³ yn cynnwys treth tirlenwi. Byddai hyn wedi cynyddu costau rheoli gwastraff y prosiect 84%.

Symudwyd paledi pren o'r safle gan Scott Pallets. O'r 461 paled a dynnwyd, aeth 261 ymlaen i gael eu hailddefnyddio (4.7 tunnell, 106m³). Roedd gwaredu'r 261 hyn am ddim ac arbedwyd £2,436 mewn costau gwaredu.

5.3.4 Ailgylchu

Roedd y cyfraddau ailgylchu a adroddwyd gan Atlantic Waste ar gyfer adeiladu yn cynnwys:

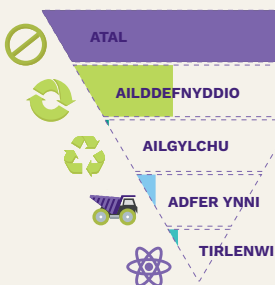
- 100% o'r gwastraff briciau, anadweithiol a theils (55m³)
- 80% o wastraff cardfwrdd (23.5m³)
- 100% o wastraff bwrdd plastr (22.92m³)
- 90% o wastraff pren(140m³) – yn ychwanegol ailgylchwyd 200 o baledi pren (3.6 tunnell, 81.5m³) a dynnwyd gan Scott Pallets
- 80% o wastraff cyffredinol cymysg (289m³)

Mae hyn yn cyfateb i 84.1% o wastraff adeiladu yn ôl cyfaint, 91.6% yn ôl pwysau.

YR HIERARCHAETH WASTRAFF

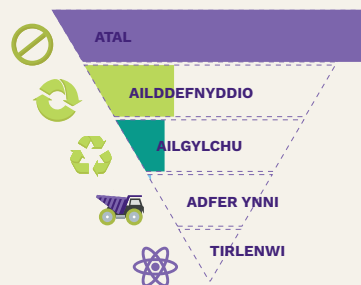
GWASTRAFF M³

CYFANSWM 9,841



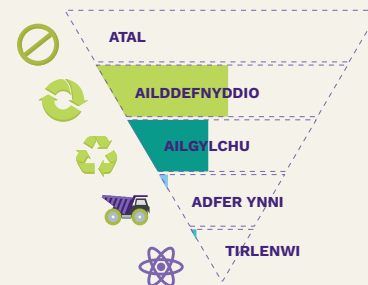
GWASTRAFF TUNELLI

CYFANSWM 11,394



GWASTRAFF %

CYFANSWM 100%



ATAL
 AILDDEFNYDDIO
 AILGYLCHU
 ADFER YNNI
 TIRLENWI

5.3.5 Adfer Ynni

Defnyddiwyd dwy ganolfan adfer ynni gan y cwmni rheoli gwastraff - Trident Park - Caerdydd a Weener Energie - Weener, Yr Almaen. Mae'r ddwy ganolfan yn rhai dosbarth R1 ac felly'n bodloni'r safonau effeithlonrwydd sy'n cael eu hystyried yn adfer ynni yn hytrach na gwaredu; fel ag y gosodwyd yn y Gyfarwyddeb Fframwaith Gwastraff.

Mae cyfleuster Weener oddeutu 590 o filltiroedd ymhellach (ar y ffordd) o'r safle yn Castleoak na Trident Park. Er ei fod yn ymddangos yn ariannol effeithiol, mae cludo gwastraff dros bellteroedd mor fawr yn dwyn cost carbon ac amgylcheddol uchel.

Anfonwyd 5.3% o wastraff adeiladu, fesul cyfaint, i adfer ynni a oedd yn cynnwys:

- 20% o wastraff cardfwrdd (5.88m³)
- 10% o wastraff pren (15.56m³)
- 20% o wastraff cymysg cyffredinol (72.22m³)

5.3.6 Tirlenwi

Adroddodd Atlantic Waste nad oedd unrhyw wastraff adeiladu a dderbyniwyd o'r safle wedi'i anfon i'w dirlenwi. Anfonwyd 70 tonnelli o wastraff dymchwel i'w dirlenwi. Nid oedd hyn wedi'i drafod na'i gytuno arno gyda thîm y safle yn ystod y cyfarfod cyn-contract. Y rheswm a roddwyd gan Cuddy am hyn oedd mai tirlenwi oedd y dewis gorau oedd ar gael i'r gwastraff.

5.4 Dadansoddiad yn ôl ffrwd wastraff unigol

5.4.1 Pren

Cynhyrchodd y safle gyfanswm o 155.6m³ o wastraff pren.

Aethpwyd â'r deunydd hwn i Atlantic Waste ar gost 17.6% yn is fesul sgip o'i gymharu â sgip gwastraff cymysg ac ailgylchwyd 90%. Aeth y gweddill i adfer ynni.

Aeth saith ar hunain o sgipiau gwastraff pren o'r safle o'i gymharu â'r targed o ddeg a amcangyfrifwyd ar ddechrau'r prosiect. Cynhyrchwyd gwastraff pren gan ddechrau ym mis Medi yn dilyn codi'r ffrâm ym mis Awst a gwelwyd cyfnod brig yn ystod adeiladu strwythur cymhleth y to. Arweiniodd natur gywrain dyluniad y to, a fwriadwyd i efelychu rhes o dai, at lawer mwy o dorbrannau na'r disgwyl. Gallai rhesymoli'r dyluniad drwy ddefnyddio BIM fod wedi arbed ar nifer y torbrannau ac felly'r gwastraff.

Mae dyluniad yr adeilad yn defnyddio ffrâm bren barod a gynhyrchwyd oddi ar y safle yng ngwaith fframiau pren Castleoak yng Nglyn Ebwy. Mae'r gwaith parod yn cynnwys lloriau, waliau a thrawstiau'r to. Fodd bynnag, caiff y waliau mewnol eu hadeiladu a'u torri ar y safle. Trafodwyd gyda'r cwmni pam fod y waliau mewnol yn cael eu hadeiladu ar y safle pan mae meintiau'r ystafelloedd wedi'u cynllunio ymlaen llaw.

Byddai cynhyrchu mewn ffatri yn lleihau gwastraff ac yn sicrhau rheoli ansawdd yr elfennau hyn. Mae Castleoak yn ymchwilio i'r opsiwn o wneud y waliau mewnol yn y ffatri ac yn asesu dichonoldeb hyn.

Defnyddiwyd pren hefyd dros y deunydd gwrthdywydd ar du allan yr adeilad cyn cladio. Torrwyd yr holl bren a ddefnyddiwyd i'r maint iawn ar y safle, oedd yn cynhyrchu torbrannau.

Gallai agweddau eraill o'r adeiladu gael eu paratoi oddi ar y safle, megis byrddau sgyrtin a chanllawiau. Ar hyn o bryd prynir yr eitemau hyn mewn maint safonol a'u torri i ffitio ar y safle. Yna gwaredir y torbrannau gwastraff yn y sgip bren yn hytrach na'u hailddefnyddio yn y ffatri. Gellid gwneud arbedion drwy ddylunio gyda meintiau deunydd safonol mewn golwg. Byddai dimensiynau ystafell yn seiliedig ar hyd neu faint deunydd safonol yn lleihau gwastraff drwy dorbrannau ac yn lleihau'r amser a dreulir yn eu gosod.

Y bwriad oedd y byddai'r rhwymiad a ddanfonwyd gyda'r ffrâm bren yn cael ei ddychwelyd i'r ffatri i'w aildefnyddio. Yn anffodus, gwelwyd fod rhywfaint o'r rhwymiad wedi cael ei waredu yn y sgip bren. Gellid bod wedi osgoi hyn drwy well cyfarwyddyd a/ neu addysgu gweithwyr y safle i'w hannog i ddilyn gweithdrefnau a fwriadwyd i hybu aildefnyddio ac ailgylchu.

Aethpwyd â phaledi pren o'r safle gan Scott Pallets. O'r 461 o baledi a dynnwyd:

- Aeth 261 ymlaen i gael eu hailddefnyddio (4.7 tonnelli)
- Ailgylchwyd 200 (3.6tonnelli)

Roedd cost y cynllun hwn yn seiliedig ar ffi o rhwng £1.5-0 - £2 y paled na allai gael ei aildefnyddio. Gwariwyd £356 i gyd. Byddai gwaredu'r paledi mewn sgipiau pren wedi costio tua £4,300, yn seiliedig ar 15 paled y sgip. Cyfanswm arbediad o £3,945.



5.4.2 Briciau

Dim ond ym mis Medi a mis Rhagfyr y cofnodwyd gwastraff briciau. Fodd bynnag, gwyddys fod mwy o friciau gwastraff wedi'u cynhyrchu ond iddynt gael eu cofnodi yn gadael y safle fel gwastraff anadweithiol. Y gwastraff briciau a gofnodwyd i'r safle felly oedd 5.51m³ (5.04 tonnelli) a waredwyd ar gost gyfartalog o £130 y sgip, arbediad o 23.5% ar sgip gwastraff cymysg. Adferwyd 100% o'r gwastraff briciau drwy ailbrosesu i gynhyrchu agreg gan Neal Soils.

Camgymeriad safle oedd yn bennaf gyfrifol am darddiad y gwastraff briciau, yn cynnwys defnyddio manyleb friciau anghywir i adeiladu siafft lifft. Drwy ddymchwel y siafft cynhyrchwyd 12.8m³ o wastraff a waredwyd ar 2.5 gwaith cost prynu'r briciau.

5.4.3 Teils

Cynhyrchwyd y gwastraff teils yn ystod y gwaith toi. Roedd dyluniad y toi, sy'n ceisio efelychu rhes o dai, yn gofyn am dorri'r teils i ffitio. Arweiniodd hyn at nifer sylweddol o dorion ac mae'n dangos pa mor allweddol yw dyluniad o ran lleihau neu gynhyrchu gwastraff safle. Aethpwyd â'r teils o'r safle o dan y disgrifiad gwastraff anadweithiol. Cymerodd Atlantic Waste y gwastraff ac fe'i mathrwyd gan Neal Soils i gynhyrchu agreg ar gyfradd adfer o 100%.



5.4.4 Bwrdd Plastr

Gwelwyd arfer da gan y contractwr bwrdd plastr, Gray Drylining Ltd (Grays). Storiwyd y torion ar y safle i'w defnyddio mewn llefydd eraill. Cynhyrchodd y safle 22.92m³ (12.92 tonnelli) o wastraff. Aethpwyd â hwn i Atlantic Waste a adroddodd am gyfraddau ailgylchu o 100%.

Gellid lleihau gwastraff bwrdd plastr yn sylweddol drwy ei ystyried yn y cam dylunio. Gellid cynllunio ystafelloedd gyda dimensiynau addas yn seiliedig ar feintiau bwrdd plastr safonol. Byddai'r dull hwn yn debyg i ddylunio tai bêls gwellt, lle mae maint y bêls gwellt yn pennu dimensiynau'r ystafelloedd.



5.4.5 Cardfwrdd

Cynyddodd y gwastraff cardfwrdd wrth i ddodrefn, gosodiadau a ffitiadau gyrraedd y safle. Cafodd y safle ei annog i ddechrau defnyddio sgiplau cardfwrdd a oedd yn cynnig arbediad cost o 35% ar sgip gwastraff cymysg. Cyfrannodd defnyddio sgiplau cardfwrdd 26% o gyfanswm yr arbedion cost rheoli gwastraff a phriodolir hyn i'r gwahanu. Adroddodd Atlantic Waste gyfradd ailgylchu o 80% i'r cardfwrdd gyda'r 20% arall yn cael ei anfon i adfer ynni.

Cofnododd y safle 29.38m³ (2.62 tonnelli) o wastraff cardfwrdd unwaith i'r sgiplau gwahanu gael eu cyflwyno. Mae'n debyg fod cyfanswm y gwastraff cardfwrdd wedi bod gryn dipyn yn uwch gan mai dim ond yn nawfed mis y prosiect blwyddyn y dechreuodd gwahanu. Hefyd, gostyngodd gwahanu gwastraff yn ystod mis olaf yr adeiladu. Gwelir hyn yn nhunelledd 13% is y sgiplau cymysg sy'n awgrymu fod mwy o lefydd gwag yn y sgiplau, ac felly mae'n debygol iawn fod deunydd pacio cardfwrdd yn bresennol yno.

Pan oedd y cleient yn ffitio rhan olaf yr adeilad, cawsant eu hannog i gymryd yn ôl deunydd pacio y gellid ei aildefnyddio, a chytunwyd i hyn.

5.4.6 Gwastraff adeiladu cymysg

Cynhyrchwyd 361.12m³ (185.02 tonnelli) o wastraff adeiladu wedi cymysg ar y safle. Symudwyd y gwastraff hwn gan Atlantic Waste a adroddodd fod 80% wedi'i ailgylchu a 20% wedi mynd i adfer ynni. Roedd targed o uchafswm o 70 o sgipliau gwastraff cyffredinol wedi'i osod, a daeth y safle o dan y targed gan ddefnyddio 67 sgip. Symudwyd y sgipliau gwastraff cymysg ar gyfanswm cost o £11,390.

Yn ystod cyfnod cychwynnol gwael o ran cadw tŷ, cynyddodd gwastraff cymysg gan i bob gwastraff gael ei roi mewn sgipliau cyffredinol. Deallir fod hyn yn debygol o fod o ganlyniad i'r ffaith mai rheolwr safle asiantaeth dros dro oedd yn y swydd nad oedd o bosibl yn ymroi i brosiect GDD a pholisïau a gweithdrefnau Castleoak ei hun.

Gwellodd gwahanu gwastraff ar y safle o fis Medi. Yn dilyn rhai ymweliadau safle, trafodwyd sut i wella gwahanu yn cynnwys:

- Gwella cadw tŷ yn gyffredinol
- Symud deunyddiau oedd yn cael eu storio o flaen y sgipliau i rywle arall
- Rhoi arwyddion newydd yn lle'r rhai a dynnwyd neu a ddifrodwyd.

Cyflogwyd llafur ychwanegol yn ystod mis Ionawr gan fod angen datrys y problemau oedd yn gysylltiedig â storio deunyddiau a chwrt gwastraff. Helpodd hyn i wella'r cadw tŷ yn y safle a gwahanu gwastraff.



5.4.7 Gwastraff Anadweithiol

Daeth y gwastraff anadweithiol a gynhyrchwyd i gyfanswm o 47.7m³ (53.8 tonnelli) ac adroddwyd fod hwn wedi'i ailgylchu 100%. Proseswyd y deunydd gan Neal Soils i gynhyrchu deunydd agreg. Fel ag y crybwyllwyd ynghynt, cofnodwyd rhywfaint o wastraff briciau a theils fel gwastraff anadweithiol felly mae'r gwir swm yn debygol o fod yn llai. Ni olygodd gwaredu gwastraff briciau a theils fel gwastraff anadweithiol unrhyw gost ychwanegol nag arbedion gan fod Atlantic Waste wedi codi'r un faint am y tri categori o sgip.

5.5 Dadansoddiad yn ôl cost

5.5.1 Union Gostau Rheoli Gwastraff

Defnyddiodd cyfnod adeiladu'r prosiect gyfanswm o 120 o sgipliau ar gyfanswm cost o £17,870. Rhannwyd y gost hon rhwng chwe math o sgip ar bedair cyfradd gyfartalog. Symudwyd pedair sgip bwrdd plastr gan yr is-gontractwr fel rhan o'u pecyn. Dangosir canran y math o sgip a chanran y gost gysylltiedig i'r 116 arall isod:

Math o Sgip	% Cyfanswm Nifer y Sgipliau	% o Gyfanswm y Gost
Gwastraff Cymysg	57.8	63.7
Pren	23.3	21.2
Briciau, Teils ac Anadweithiol	12.1	10.2
Cardfwrdd	6.9	4.9

Sgipliau gwastraff cymysg oedd y math a ddefnyddiwyd fwyaf, 57.8%, ac yn naturiol felly dyma'r ganran gost uchaf. Fodd bynnag, mae cost uwch pob sgip yn cyfrannu at sgipliau gwastraff cyffredinol sy'n cynrychioli cyfran o 5.9% yn uwch o'r gost.

5.5.2 Costau Posibl Rheoli Gwastraff

Heb wahanu gwastraff, byddai'r gost o waredu 116 o sgipliau gwastraff cymysg wedi bod yn £19,720. Mae hyn 1,850 yn fwy na'r gwir gost, sy'n golygu fod arbediad o 9% wedi'i gyflawni drwy wahanu gwastraff.

Cafodd hen adeiladau'r ganolfan arddio ar y safle eu dymchwel gan Cuddy Demolition. Gwnaed arolwg cyn-dymchwel ychwanegol gan BRE fel rhan o GDD a nododd y gellid cadw'r padiau gwaelod ar y safle a'u defnyddio fel agreg. Roedd hyn yn galluogi arbediad gwastraff o tua 712m³ (890 tonnelli). Byddai gwaredu i dirlenwi wedi costio £15,094.40 yn seiliedig ar £21.20/m³ yn cynnwys treth tirlenwi. Byddai hyn wedi cynyddu costau rheoli gwastraff y prosiect 84%.

Roedd lleoliad gwreiddiol y cartref gofal wedi cael ei gymeradwyo gan yr awdurdod cynllunio lleol. Byddai wedi golygu symud 4,500m³ o bridd ar gost o £21.20/m³. Drwy ddadansoddi opsiynau eraill o ran lleoliad, gwelwyd drwy godi'r adeilad 500mm a'i symud 3m, y gellid cael cydbwysedd torri a llenwi. Roedd hyn yn atal gorfod symud deunyddiau a gloddiwyd o'r safle gan arbed £96,460 mewn costau rheoli gwastraff, bron i 550% o'r gwir gost.

Ailddefnyddiwyd y ffyrdd mynediad a'r meysydd parcio ar gyfer yr adeilad newydd. Roedd hyn yn golygu nad oedd angen gwaredu'r ffordd oedd yno'n barod a'r meysydd parcio, ac nad oedd angen adeiladu ffyrdd newydd. Arhosodd cyfanswm o 2490m³ o ddeunydd yn ei le ac atal gwaredu a fyddai wedi costio £52,780 (ar £21.20/m³).

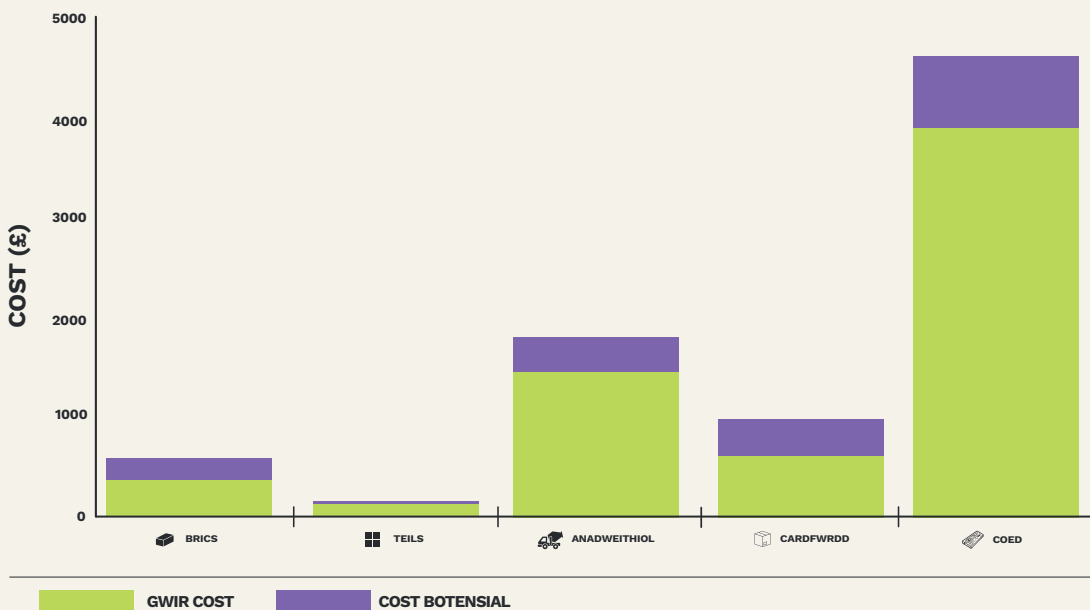
Tynnwyd paledi pren o'r safle gan Scott Pallets. Roedd cost y cynllun hwn yn seiliedig ar ffi o rhwng £1.50 - £2 y paled na allai gael ei aildefnyddio. Gwariwyd £356 i gyd. Byddai gwaredu'r paledi mewn sgipiau pren wedi costio tua £4,300, yn seiliedig ar 15 paled y sgip. Cyfanswm arbediad o £3,945.

Arbedion =

- £1850 (gwahanu)
- + £15,094 (aildefnyddio padiau)
- + £96,460 (cydbwysedd torri/llenwi)
- + £52,780 (aildefnyddio'r ffordd oedd yno'n barod)
- + £360 (rhoddion dros ben)
- + £3,945 (paledi pren)

Cyfanswm Arbediad = £170,489

COST BOTENSIAL A GWIR GOST Y GWASTRAFF FESUL MATH



COSTAU METAL A BYRDDAU PLASTR O FEWN CYTUNDEBAU IS-GONTRACTWYR

5.6 Dadansoddiad yn erbyn meincnodau

Mae data gwastraff ar gael yn y system SMARTWaste ar gyfer mwy na 400 o brosiectau a gwblhawyd yng Nghymru. Gall y prosiectau adrodd mewn cyfaint gwastraff neu dunledd gwastraff am amrywiaeth eang o fathau prosiect. Dadansoddwyd y data i gynhyrchu dangosyddion perfformiad i sgil-gynhyrchion gwastraff fesul £100k a fesul 100m² ar gyfer cyfaint a/neu dunledd y gwastraff a gynhyrchwyd.

Defnyddir BREEAM (BRE Environmental Assessment Method) yn eang i asesu perfformiad amgylcheddol adeiladau a chymunedau. Mae'n ymgorffori materion amgylcheddol a chynaliadwyedd a defnyddir credydu fel rhan o'r meini prawf asesu.

5.6.1 Cyfnod Dymchwel

Y cyfartaledd ar gyfer prosiectau dymchwel ar SMARTWaste yw 26.6m³/100m² a 3.0m³/£100k. Yng nghyfnod adeiladu'r prosiect cafwyd ffigyrau o 4.6m³/100m² a 3.0m³/£100k. Golyga hyn fod prosiect Bryn Ivor yn 82.7% a 82.6% llai gwastraffus na'r meincnodau sefydledig, gan awgrymu fod y gwaith dymchwel wedi cynhyrchu gwastraff ar lefel arwyddocaol is na'r cyfartaledd.

Bryn Ivor Lodge	Cyfartaledd SMARTWaste	Gwahaniaeth
4.6m ³ /100m ²	26.6m ³ /100m ²	82.7%
3.0m ³ /£100k	17.4m ³ /£100k	82.6%

5.6.2 Cyfnod Adeiladu

Y cyfartaledd ar gyfer adeiladau newydd i brosiectau gofal iechyd ar SMARTWASTE yw 15.4m³/100m² a 8.6m³/£100k. Cafodd cyfnod adeiladu'r prosiect ffigyrau o 12.2m³/100m² a 8.0m³/£100k, sy'n golygu fod prosiect Bryn Ivor 20.7% a 6.9% yn llai gwastraffus na'r meincnodau sefydledig. Mae hyn yn awgrymu fod y cyfnod adeiladu yn fwy effeithlon o ran gwastraff na'r adeilad gofal iechyd arferol.

Bryn Ivor Lodge	Cyfartaledd SMARTWaste*	Gwahaniaeth %	Credydu BREEAM**	
12.2m ³ /100m ²	15.4 m ³ /100m ²	20.7	1credyd <13.3m ³	3credyd <3.4m ³
8.0m ³ /£100k	8.6m ³ /£100k	6.9	2credyd <7.5m ³	Enghraifft ragorol <1.6m ³

*(seiliedig ar 20 prosiect)

** (a ddyfarnwyd yn ôl y cyfaint gwastraff am bob 100m²)



6 Modelu

6.1 Modelu Gwybodaeth am Adeiladu (BIM)

Fel rhan o Galluogi Dyfodol Diwastraff, comisiynodd CEW Gillard Associates i baratoi set ddata BIM. Y nod oedd hysbysu ac addysgu cyfranogwyr ar bwnc rheoli gwastraff naill ai drwy helpu â phenderfyniadau ar y safle neu drwy edrych ar rith sefyllfaoedd wedi'r adeiladu.

Cydnabyddir yn eang yn sector yr amgylchedd adeiledig fod trosi dyluniadau yn union strwythurau yn aml yn arwain at wrthdrawiadau nas rhagwelwyd, yn enwedig gyda chysylltiadau cymhleth a gwasanaethau mecanyddol a thrydanol. Yr hyn sy'n arfer digwydd yw bod y gwrthdaro a welir yn cael ei ddatrys yn adweithiol ar y safle, yn aml yn gwastraffu deunyddiau ac amser. Drwy ddefnyddio meddalwedd, nod BIM yw dileu'r gwastraff hwn.

Mae BIM fodd bynnag, yn ymwneud â phobl a phrosesau yn gymaint ag â meddalwedd, yn cynnig cyfle i gael mwy o arbedion effeithlonrwydd, yn ogystal â gwell dulliau gweithio. Mae dull cydweithredol sydd ei angen i gynhyrchu dyluniad effeithiol drwy BIM yn sicrhau llif cyson o wybodaeth rhwng y disgyblaethau. Mae BIM wedyn yn galluogi'r gweithwyr i gael darlun o gyfraniadau'r naill a'r llall, gan annog cyd-ddealltwriaeth a pherthynas weithio dda.



6.2 Defnyddio BIM

Nid oedd Castleoak yn gallu darparu unrhyw ddata 3D neu BIM, felly dechreuwyd y model o'r dechrau gan Gillard Associates (GA). Defnyddiodd GA fodelu parametrig, gan greu elfennau BIM cyfatebol i bob elfen o'r adeiladu h.y. ffenestri, drysau. Mae modelu fel hyn yn galluogi rhoi trefn awtomatig ar yr elfennau yma. Mae rhoi trefn awtomatig yn ei gwneud yn haws tracio niferoedd y gwahanol elfennau a ddefnyddir mewn prosiect. Mae'n rhoi rheolaeth dynnach i'r contractwr dros y gyllideb ac yn ei gwneud yn haws olrhain anghysondebau. Un peth pwysig yw ei fod y lleihau'r angen i archebu gormod oherwydd bod mwy o hyder yn y niferoedd sydd angen eu harchebu.

Gwnaed modelu tirwedd ar ôl y cais cynllunio cychwynnol. Defnyddiodd y broses weithrediadau Booleaidd i ddangos maint y torri a'r llenwi, gan alluogi optimeiddio lefelau safle. Arweiniodd hyn at ail gais i'r awdurdod cynllunio i godi lefelau'r adeilad ac atal yr angen i dynnu pridd o'r safle.

Un pryder arbennig gan yr awdurdod cynllunio oedd dyluniad y to a'r awydd i'r adeilad edrych fel cartref. Byddai defnyddio set ddata BIM wedi helpu i weld delwedd o'r to a gallai fod wedi helpu i gael cytundeb haws â'r awdurdodau cynllunio. Wrth ddatblygu'r model, gwelwyd anghysondebau yn nyluniadau'r cynllun a'r golygon, yn benodol uchder y cribau ac onglau'r to.

Dyluniwyd strwythur y to gan ddylunwyr ffrâm bren Castleoak mewn meddalwedd arbenigol sy'n cynhyrchu allbynnau 2D ar ffurf ffeiliau Auto Desk dwg neu ffeiliau pdf. Nid oedd allbynnau 3D. Wrth fodelu'r strwythur gwelwyd problemau gyda'r dyluniad, megis:

- Y trawstiau'n ymestyn y tu hwnt i'r bondoeau
- Diffyg parhad geometreg y trawstiau.

Mae modelu strwythur y to yn fanwl gywir yn bwysig wrth osod systemau mecanyddol a thrydanol (M&E). Mae systemau awyru, plymwaith a thrydanol yn adnabyddus am achosi oedi ar safle oherwydd gwrthdrawiadau. Mae dylunwyr yn ceisio cyfyngu ar hyn drwy roi mwy na digon o le mewn gwagleoedd to/nenfwd. Ond i osgoi gwastraffu amser, deunyddiau ac amser gweithwyr, gellir gwirio systemau M&E o ran gwrthdrawiadau yn erbyn y dyluniad pensaernïol yn BIM. Mae hyn yn sicrhau defnyddio'r llwybrau gorau a chynlluniau diwastraff.

Yn achos Bryn Ivor, pan gafodd y dyluniadau 2D eu modelu, nid oedd y model M&E yn cyd-fynd â'r model pensaernïol mewn rhai meysydd, er enghraifft ystafell y boeler. Nid oedd y gofynion a'r newidiadau cynllunio wedi cael eu cyfleu rhwng disgyblaethau ac arweiniodd hyn at anghysondeb mewn dimensiynau ystafelloedd. Gallai gwahaniaeth o'r fath arwain at waith ofer, ailadeiladu lloriau a waliau, ynghyd ag oedi yn y rhaglen waith.

Canfuwyd problemau tebyg wrth fodelu'r ffrâm bren, er enghraifft, roedd gwrthdaro gydag agoriadau a chasetiau'r llawr. Pe bai yna amgylchedd BIM yn ei le ynghynt, gellid bod wedi arbed amser ar ail-weithio'r cynllun ac atal trefnu anghywir.

6.3 Deilliannau BIM

Byddai lleoliad cychwynnol y cartref gofal wedi golygu torri sylweddol a chael gwared ar 4,550m³ o bridd.

Dangosodd dadansoddiad o opsiynau lleoliad eraill gan ddefnyddio set ddata Model 3D, drwy godi'r adeilad 500mm a'i symud 3m, gellir cyflawni cydbwysedd torri/llewi. Arbediad sylweddol felly mewn amser ac arian i'r prosiect.

Tynnodd Gillard Associates sylw at gyfleoedd posibl i Castleoak:

1. Dyluniad; Gallai cymryd rhan yn gynt fod wedi helpu awdurdodau cynllunio i weld darlun o'r datblygiad, gan wneud y broses gynllunio yn fwy llyfn.
2. Trefnu; Gall BIM gynnig gwybodaeth gywir ar gyfer caffael deunydd ac felly lleihau'r angen i archebu gormod.
3. Rheoli Ansawdd; Mae BIM yn cynnig cyfle i wneud gwiriadau rhith/gweledol yn ystod ac ar ôl adeiladu.
4. Gwrthrychau Parafetrig; Gellir rhesymoli dyluniad gwagleoedd neu eitemau sy'n ailadrodd mewn cymhwysiad meddalwedd BIM drwy ddefnyddio modelu parametrig neu ddeallus, lle y gall pob un neu unrhyw briodwedd eu hamrywio neu eu gosod yn sefydlog yn dibynnu ar feini prawf penodol.



7 Prawfesur ar gyfer y dyfodol – Gweithredu Bil yr Amgylchedd

Mae'r prosiect wedi tynnu sylw at broblemau posibl i'r diwydiant yn y dyfodol. Yn benodol o safbwynt y gwaharddiadau sydd ar fin dod i rym i losgi a thirlenwi gwastraff pren, papur, cardfwrdd, gwyr, plastig, metel a bwyd fel rhan o Fil yr Amgylchedd (Cymru).

Pe bai'r Bil yn cael ei weithredu ar y prosiect hwn, byddai hyd at 93.66m³ (41.tunnell) o ddeunydd angen cael ei waredu mewn ffordd wahanol. Oherwydd hyn, bydd angen gwneud ymchwil i ddeall pa opsiynau gwaredu amgen, ynghyd â'r seilwaith priodol, fydd eu hangen i alluogi'r newidiadau angenrheidiol y mae deddfwriaeth yn eu mynnu.

8 Heriau Allweddol

8.1 Gwastraff

Y prif heriau o ran gwastraff safle oedd:

- Diffyg ymrwymiad i wahanu - gweithredwyr safle a rheolwyr safle
- Dyluniad – dyluniad to cymhleth yn arwain at lawer iawn o wastraff a thorion
- Camgymeriadau safle - manyleb anghywir i'r briciau a ddefnyddiwyd i siafft y lifft, archebu deunydd anghywir
- Hwyr yn dilyn BIM – cwblhawyd llawer o'r gwaith dylunio cyn i'r rhaglen GDD ddechrau. Oherwydd hyn, nid oedd modd dilyn y broses BIM yn gynnar yn y prosiect ac fe gyfyngodd hynny ar ei effeithioldeb yn Bryn Ivor Lodge. Yr oedd yn ddisgwyliad drwy'r amser y byddai ôl-gymhwyso BIM ar y prosiect hwn o gymorth i ddylanwadu ar ddyluniadau ffrâm goed Castleoak yn y dyfodol.

8.2 Heriau Ymddygiadol/ Diwylliannol

Mae Castleoak yn gwmni ardystiedig ISO14001 a BS8555. Felly mae ganddo bolisi, gweithdrefnau a thîm amgylcheddol penodedig yn eu lle. Hyd yn oed gyda'r ymrwymiad yma roedd weithiau'n anodd sicrhau fod pob gweithiwr a phob lefel o'r gadwyn gyflenwi yn cael eu dwyn i mewn i'r gweithdrefnau rheoli gwastraff mewn ffordd gyfrifol drwy'r amser. Wrth i'r prosiect fynd yn ei flaen amlygwyd dylanwad a phwysigrwydd sicrhau fod gweithwyr a'r gadwyn gyflenwi yn ymwybodol o faterion gwastraff, ac effaith hynny ar gyfanswm y gwastraff a gynhyrchir.

Cynhaliwyd cyfarfodydd cyn-gosod a thrafodwyd gwastraff yn ystod y cyfarfodydd. Fodd bynnag, os nad yw'r is-gontractwr yn dilyn trwodd y gweithdrefnau safle a chontract a gytunwyd, gall hyn arwain at wyro oddi wrth y disgwyliadau gwastraff. Mae'n hanfodol fod gan reolwyr ac is-gontractwyr berchnogaeth dros rheoli gwastraff a bod rheoli gwastraff yn rhan actif o'u dyletswyddau cyn ac yn ystod y cyfnod adeiladu. Drwy sgysiau ag isgontractwyr a sgysiau bocs tŵls, cafwyd ymrwymiad i'r cynllun Galluogi Dyfodol

Diwastraff. Serch hynny, mae'n aneglur sut cafodd yr ymrwymiad hwn ei gyfleu wedyn i'r holl weithwyr ar y safle a pha mor ymroddedig oedden nhw. Mae cyfleu nodau dim gwastraff i weithwyr y safle i gyd yn bwysig er mwyn sicrhau buddsoddiad llawn yn y cynllun. I'r perwyl hwn, dylai gwastraff, a'i wahanu, gael eu trafod yn ystod ymgynffino â'r safle ar bob cam o adeiladu a dymchwel.

8.3 Amser

Fel ag yng ngweddill y sector adeiladu, roedd y cleient yn disgwyl i'r prosiect gael ei orffen o fewn yr amserlen a gytunwyd. Mae hyn yn anochel yn arwain at bwysau masnachol ar brif gontractwyr a'u cadwyn gyflenwi. Gall ddylanwadu hefyd ar berfformiad amgylcheddol a gwastraff. Dechreuwyd paratoi ar gyfer preswylwyr cyn i'r gwaith adeiladu gael ei gwblhau'n llwyr gan achosi heriau i dîm y safle o ran rheoli gwastraff a lefelau gwahanu.

Tra bo'r adeiladau'n parhau, derbyniodd y cleient ddanfoniadau dodrefn a gosodiadau i'r safle, ac aeth y deunydd pacio i'r sgipiau gwastraff cymysg. Arweiniodd y gwastraff ychwanegol, ynghyd â phwysau'r terfyn amser i drosglwyddo, at ostyngiad mewn gwahanu gwastraff. Yn y ddau fis olaf dim ond 14% o wastraff a wahanwyd o'i gymharu â chyfarledd misol o 51% ac uchafswm o 90% gwahanu.

8.4 Dyluniad

Byddai dyluniad y to wedi elwa ar ddefnyddio BIM. Gellid bod wedi canfod a rhesymoli gwrthdrawiadau cyn i'r gwaith ddechrau ar y safle. Mae bod yn ymwybodol o wrthdrawiadau ymlaen llaw yn cael gwared ar yr angen am ddatrysiadau ad hoc a wneir ar y safle, sy'n aml yn wastraffus. Yn yr un modd, byddai dyluniad safonedig a defnyddio BIM wedi gwneud cymhlethdod dyluniad y to yn fwy eglur ymlaen llaw. Byddai hyn wedi gwneud timau'r safle yn ymwybodol o'r problemau posibl o ran gwastraff ac amser. Gyda phroblemau fel hynny mewn cof, byddent wedi gallu cynnal proses gytbwys o beirianneg gwerth.

8.5 Sut mae GDD wedi dylanwadu ar reoli gwastraff o safbwynt tîm y prosiect?

Miles Thomas, Rheolwr Amgylcheddol - Castleoak

Golygodd safle a rhaglen heriol iawn ei bod yn bwysig dros ben sicrhau effeithlonrwydd adeiladu, gyda ffocws ar leihau gwastraff, er mwyn darparu cynnyrch mwy cynaliadwy i'n Cwsmer. Amcangyfrifwn y byddai ein cynlluniau gwreiddiol wedi arwain at swm arwyddocaol uwch nag 8,000m³ o ddeunydd gwastraff yn gadael y safle ar gost o fwy na £100k. Gyda chymorth Galluogi Dyfodol Diwastraff (GDD) buan iawn y llwyddasom i adnabod cyfle ardderchog i leihau y cyfanswm gwastraff hwn.

Llwyddwyd i arbed mwy nag 8,000m³ drwy gydweithio rhwng timau'r cleient, y contractwyr, y dylunwyr a'r gadwyn gyflenwi, ynghyd â chymorth Adeiladu Arbenigrwydd yng Nghymru (CEW). Cadwyd llawer o nodweddion gwreiddiol y safle rhag cynhyrchu gwastraff diangen a chafwyd graddfeydd ailgylchu uchel drwy ddefnyddio cwmnïau a ardystiwyd gan Green Compass / PAS402 a thrwy gasgliadau ailgylchu'r Awdurdod Lleol. Rydym wrth ein bodd gyda'r arbedion hyn ac, yn sicr, mireiniwyd a chryfhawyd ein prosesau ar gyfer ymrwymo i aildefnyddio cyn gymaint â phosibl ar y safle.

Rhoddodd GDD well ffocws inni ar reoli gwastraff yn barhaus ar y safle. Roedd ymweliadau rheolaidd cynrychiolydd GDD yn arbennig o ddefnyddiol i gydweithwyr ar y safle. Sefydlwyd cydberthynas dda a gwerthfawrogydd hyn yn fawr gan y tîm.

Er inni wneud llawer o welliannau yn ystod ein gwaith GDD ac wedi hynny, teimlwn fod cyfleoedd wedi eu colli. Am gyfnodau maith, fe gollwyd y ffocws ar GDD, weithiau oherwydd galwadau eraill ar y tîm a'r busnes. Wrth edrych yn ôl, mae'n debyg y dylem fod wedi darparu mwy o amser ac adnoddau i helpu GDD a thîm y safle i gyflawni hyd yn oed mwy fyth o arbedion gwastraff ac effeithlonrwydd.

Oherwydd rheolaeth annigonol ar wastraff gan ein contractwr dymchwel, bu'n rhaid gyrru tunelli lawer o ddeunydd gwastraff i'w dirlenwi y gellid bod wedi ei ailgylchu. Yn sicr, cafod tîm y prosiect eu hatgoffa o'r effeithiau a'r risgiau posibl i'r busnes sydd ynghlwm â rheoli gwastraff.

O edrych yn ehangach ar yr agwedd cynaliadwyedd, bu gwaith Bryn Ivor Lodge o gymorth i ddylanwadu ar lawer o'n cynlluniau a phrosesau, er enghraifft:

- Ymgorffori agweddau o BIM a gwthio i gynyddu'r defnydd ohono yn Castleoak
- Gwell gwerthfawrogiad o ddylunio, yn arbennig dylunio toeau ar ein cynlluniau a ddylanwadodd ar ein gwaith ar ddyluniadau effeithlon a hwylustod adeiladu, er enghraifft Cartref Gofal Winnersh o'n heiddo
- Cryfhau gweithdrefnau o amgylch dewis contractwyr dymchwel a gwaith daear
- Gwella'r trefniadau adrodd a chydymffurfio ar gyfer contractwyr dymchwel a gwaith daear
- Newid y ffordd o gynnal archwiliadau amgylcheddol ar safleoedd
- Datblygu rhagor o sgysiau bocs tŵls i weithwyr safle
- Cadw golwg am weithgareddau o'r math surplus-centre o amgylch y wlad
- Gweithio gyda chwsmeriaid i geisio lleihau gwastraff deunydd lapio tua diwedd prosiectau

Byddai Castleoak yn sicr yn croesawu'r cyfle i weithio gyda Galluogi Dim Gwastraff (GDD) ar brosiectau eraill yn y dyfodol yng Nghymru, i adolygu ein gwaith yn dilyn cwblhau Castleton ac adnabod meysydd i'w gwella ac arbedion effeithlonrwydd eraill i'r busnes.

9 Llwyddiannau

Cafwyd nifer o lwyddiannau rheoli gwastraff ar y prosiect.

9.1 Cyrraedd Targedau Gwastraff Llywodraeth Cymru

Nod Tuag at Ddyfodol Diwastraff, dogfen strategol drosfwaol Llywodraeth Cymru ar ddelio â gwastraff yng Nghymru, yw cynhyrchu buddiannau i'r amgylchedd, yr economi a chymdeithas. Mae Tuag at Ddyfodol Diwastraff yn gosod targed i'r diwydiant adeiladu a dymchwel yng Nghymru i baratoi ar gyfer ailddefnyddio, ailgylchu neu adfer deunydd mewn ffordd arall o 70% o leiaf o'r gwastraff, yn ôl pwysau, erbyn 2015-16. Y targed ar gyfer 2019-20 yw 90%.

Drwy gyrraedd 100% mewn ailddefnyddio, ailgylchu neu adfer deunydd fel arall, mae cyfnod adeiladu'r prosiect hwn wedi cyflawni targedau 2015-16 a 2019-20. Mae hyn yn dystiolaeth fod y strategaeth GDD yn cynnig targedau ailddefnyddio, ailgylchu neu adfer deunyddiau mewn dulliau eraill, y gall y diwydiant eu cyrraedd.

Nod Llywodraeth Cymru yw bod 100% o wastraff adeiladu a dymchwel yn cael ei ddargyfeirio o dirlenwi erbyn 2050. Bodlonodd y prosiect hwn y targedau tirlenwi ar y cyfnod adeiladu. Fodd bynnag, gwaredwyd 70 tunnell (67%) o wastraff dymchwel drwy ei anfon i'w dirlenwi. Roedd hyn yn atal y prosiect yn ei gyfanrwydd rhag cyflawni'r targed arallgyferio o 100%. Drwyddi draw llwyddodd y prosiect i atal 95% o wastraff rhag cael ei dirlenwi.

Ystyrir fod angen mwy o ffocws ar atal ac ailddefnyddio gwastraff yn hytrach na dibynnu ar effeithlonrwydd y seilwaith rheoli gwastraff. Mae dal angen cyflawni gostyngiad o 1.4% mewn gwastraff flwyddyn ar ôl blwyddyn er mwyn i'r sector gyrraedd targedau Tuag at Ddyfodol Diwastraff.

9.2 BIM

Gwnaed manteision BIM yn amlwg i Castleoak. Maent wedi derbyn yr awgrymiadau a'r argymhellion gan ymgynghorydd BIM, Gillard Associates, fel rhan o Galluogi Dyfodol Diwastraff, ac maent yn gobeithio defnyddio BIM yn y dyfodol.

9.3 Arbedion Cost

Roedd yr arbedion cost ar y prosiect hwn a briodolwyd i reoli gwastraff yn effeithiol yn fwy na £170,000. Manylir ar y rhain yn adran 5.5 ac maent yn dangos pa mor bwysig y gall ystyried gwastraff fod i gyllid a phroffidioldeb prosiect.

Cyflawnwyd rhan fwyaf yr arbediad hwn, £94,460 drwy beidio â symud y deunydd a gloddiwyd o'r safle. Mae hyn yn tynnu sylw at bwysigrwydd ystyried atal gwastraff yn y cam dylunio er mwyn cael arbedion gwastraff a chost sylweddol.

Drwy ddefnyddio'r deunyddiau ar y safle, gwnaed arbediad o tua £15,094, sef costau gwaredu yn unig. Gall buddsoddi mewn arolygon cyn-dymchwel manwl fel yr un a wnaed yn yr achos hwn gan BRE ddwyn ffrwyth yn bendant mewn termau ariannol.

Yn yr un modd, gall buddsoddi amser i sefydlu cwrt gwastraff ar wahân ac arferion effeithiol ar y safle arwain at fanteision ariannol. Arbedwyd 9% ar gost gwaredu gwastraff ar y prosiect hwn drwy wahanu gwastraff. Gyda gwell arferion ar y safle a defnyddio sgipiau gwahanu o'r diwrnod cyntaf ar y safle, gallai'r arbediad hwn fod wedi bod yn fwy.

10 Casgliadau ac argymhellion

Mae Bryn Ivor Lodge wedi perfformio'n dda yn erbyn meincnodau SMARTWaste sefydledig a thargedau Llywodraeth Cymru i'r cyfnod adeiladu. Er bod targedau wedi'u cyrraedd, mae angen mwy o sylw ar atal ac aildddefnyddio gwastraff, yn hytrach na dibynnu ar effeithiolrwydd y seilwaith rheoli gwastraff. Mae yna gyfleoedd i fod yn fwy effeithiol ac effeithlon ar y safle, gyda'r potensial i weld arbedion gwastraff a chost.

Mae arbedion cost ar gael i gwmnïau sy'n fodlon ystyried yr hierarchaeth gwastraff ar bob cam o brosiect. Atal yw'r lefel allweddol yn yr hierarchaeth o safbwynt gwneud arbedion sylweddol, fel ag y gwelwyd yn y prosiect hwn. Mae BIM yn rhoi cyfle i ddyluniadau gael eu profi a'u haddasu gyda golwg ar atal, er enghraifft, gwrthdrawiadau neu dorri a llenwi y gellid bod wedi ei osgoi; dau beth a all fod yn ddrud a gwastraffus iawn.

Mae pwysigrwydd gwahanu gwastraff yn y tarddiad wedi cael ei wneud yn amlwg, ynghyd â rhoi sylw i wastraff a'i drafod ar bob cam o brosiect, gyda phawb sy'n gweithio ar y safle. Mae ymgysylltu â phob aelod o dîm y safle yn bwysig wrth geisio cynnal arfer gorau a gwahanu yn ystod cyfnodau o bwysau ar y safle, yn enwedig y camau terfynol cyn trosglwyddo.

10.1 Argymhellion i'r Cleient

Gall dyluniad gael effaith sylweddol ar sgil-gynhyrchion gwastraff. Yn yr achos hwn arweiniodd gofynion y cleient i'r strwythur edrych fel rhes o dai at gryn dipyn o wastraff a phroblemau adeiladu. Mae angen i gleientiaid fod yn ymwybodol o sut y gall eu penderfyniadau, yn cynnwys y rhai esthetig pur, gael effeithiau dilynol ar ddyluniad ac felly gwastraff.

Gall penderfyniadau am amser a rhaglennu ddylanwadu'n fawr ar brosiect. Gall pwysau i gystadlu achosi dirywiad o ran glynu at arferion safle, megis gwahanu gwastraff. Mae hyn wedyn yn effeithio ar gyfraddau'r prosiect o ran aildddefnyddio, ailgylchu neu adfer deunydd fel arall ar gost a all fod yn uwch na'r costau y mae'r cleient yn ceisio'u hosgoi, drwy gyflymu'r adeiladu.

10.2 Argymhellion i'r Dylunydd

Dylai dylunwyr roi mwy o ystyriaeth i feintiau safonedig deunyddiau yn ystod y dyluniad. Byddai dimensiynau neu ddyluniad safonol mewn lluosrifau o unedau o ddeunydd yn gostwng nifer y torion a gynhyrchir. Gellir gweithredu hyn i ddimensiynau ystafelloedd neu hyd pibau. Dylid annog ymgysylltu â chontractwyr i wella'u dealltwriaeth o ddeunyddiau. Dylid gwella hefyd ymwybyddiaeth o sut mae dyluniad cywrain yn effeithio ar wastraff, yn benodol ystyried uniadau cymhleth.

Mae BIM yn cynnig opsiwn ymarferol ar gyfer dileu gwastraff dylunio. Wrth ddilyn BIM, bydd mwy o benderfyniadau dylunio'n cael eu gwneud yn gynt, ac felly bydd y broses yn fwy rhagweithiol nag adweithiol. Mae gallu gweld cyfraniad pob disgyblaeth yn hawdd yn golygu ei bod yn hawdd gweld gwallau neu wrthdrawiadau rhwng dyluniadau gwahanol ddisgyblaethau. Mae gweithio effeithiol yn BIM yn sicrhau llif cyson o wybodaeth, yn annog dealltwriaeth y naill am y llall a pherthynas weithio dda.

10.3 Argymhellion i'r Contractwr

Mae sefydlu cwrt gwastraff yn rhan allweddol o'r strategaeth rheoli gwastraff a dylai fod yn un o brif ymdriniaethau'r hyrwyddwr gwastraff safle wrth gynllunio i weithio ar y safle. Dylai cyrtiau gwastraff gynnwys sgipiau ar wahân o ddiwrnod cyntaf y gwaith ar y safle a dylid egluro eu diben i bawb ar y safle. Yn ddelfrydol ni ddylai sgip gwastraff cymysg fod ar gael, ond os oes angen un, dylai gael ei lleoli y pen pellaf i ffwrdd o waith y safle, er mwyn perswadio pobl i beidio â'i defnyddio.

Yn ychwanegol, mae'n hanfodol fod y sawl sy'n gyfrifol am gynhyrchu rhagolygon gwastraff yn cysylltu'n rheolaidd â thîm y safle i wneud yn siŵr fod y rhagolygon yn gyraeddadwy, rhesymol ac yn seiliedig ar berfformiad blaenorol.

Dylai gwastraff fod yn ystyriaeth wrth ddewis isgontractwyr. Dylai prif gontractwyr/contractwyr arweiniol ystyried eu dyletswydd gofal a sut mae'n ymestyn i'r opsiynau gwaredu gwastraff a ddewisir gan isgontractwyr. Dylid rhoi sylw ar sicrhau rhwymedigaethau cytundebol, gan bwysleisio fod yn rhaid dilyn pob cam o'r hierarchaeth gwastraff cyn gwaredu drwy dirlenwi. Bydd hyn yn lleihau effaith bosibl penderfyniadau isgontractwr ar dargedau ailddefnyddio, ailgylchu neu adfer deunydd fel arall, ar brosiect.

Roedd gwastraff pacio yn her arbennig ar y prosiect hwn, fel y mae yn aml. Gall cyflenwyr chwarae rhan allweddol mewn lleihau deunydd pacio cyn belled â bo contractwyr yn cyfleu'r problemau a wynebant gyda gwaredu wrth eu cyflenwyr. Yn aml gellir trefnu cynlluniau cymryd deunydd pacio yn ôl gyda gwneuthurwyr neu gyflenwyr, ond mae hyn yn gofyn am feddwl ymlaen a chynllunio fel bod cytundebau yn eu lle cyn i wastraff ddod yn broblem.

Bydd Bil yr Amgylchedd (Cymru) sydd ar y ffordd yn gwahardd gwaredu gwastraff pren, papur, cardfwrdd, gwydr, plastig, metel a bwyd drwy losgi neu dirlenwi. Bydd angen i gontractwyr ystyried sut y byddant yn delio â'r deunyddiau gwastraff hyn gan y bydd costau eu gwaredu yn debygol o gynyddu i dalu am ymchwil i opsiynau gwaredu amgen. Fel ag y soniwyd yn yr adroddiad hwn, atal yw'r ateb mwyaf costeffeithiol felly dylid ystyried cael gwared ar wastraff drwy fwy o ragluniadu ymlaen llaw.