

North Wales Best Practice Club

Welsh Local Authority Programmes and
Improving the Visibility of the Future Pipeline

Have your say on ‘the state of the industry’
in Wales

Thursday 4th December 2014



Welcome

Ed Evans

Director Exemplar and Demonstration Programme

Constructing Excellence in Wales

4th December 2014



Welsh Local Authority Programmes and Improving the Visibility of the Future Pipeline

Mark Adams

Constructing Excellence in Wales

11th November 2014



Introduction

- Background to the all-Wales local authority programme
- Consultation response
- 4-year forward programme
- Forward pipeline data sets



The Research Project

- *'No Turning Back'* : CEW report – October 2010
- Construction Procurement Strategy Steering Group - February 2011
- CEW-led sub-group for local authorities programme – autumn 2011



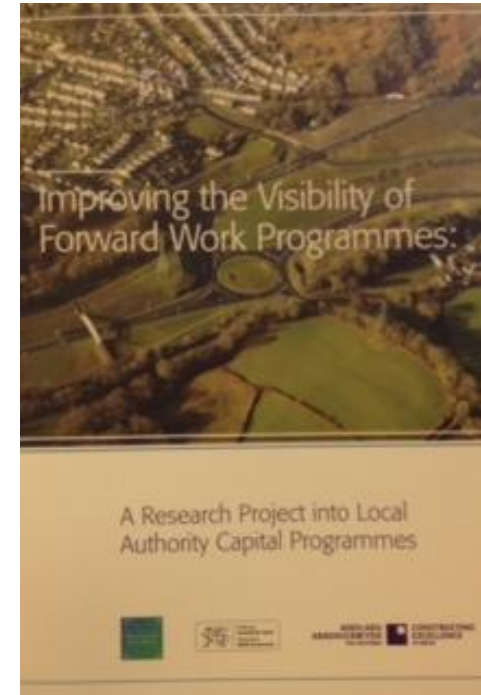
Sectors

- Education
- Social Care
- Highways/Transport
- Environment
- Regeneration
- Housing
- Property / Buildings
- Parks / Leisure
- Plant / Vehicles
- Other



Research Report

- Published in July 2013
- Summarised the research
- Set out the way forward – ‘Next Steps’



Consultation

- Is CEW's all-Wales LA programme useful?
YES 100%
- Is the coding into sectors useful ?
YES 98%
- Should smaller projects be aggregated ?
NO 60%
- Is a 3-year programme sufficient ?
YES 83%



Consultation

- Are annual updates sufficient ? YES 65%
- Would sorting projects/sectors into Buildings and Civils be useful ? YES 93%
- Would an inventory of frameworks be useful ? YES 100%



4-year Forward Programme- 2014/15-2017/18

Headlines

- 4 year visible programme = £2.8bn
- 2014/15 annual programme = £1.08bn
- Education = £300m; £902m
- Housing = £262m; £817m
- Regeneration = £155m; £305m
- Highways = £147m; £247m

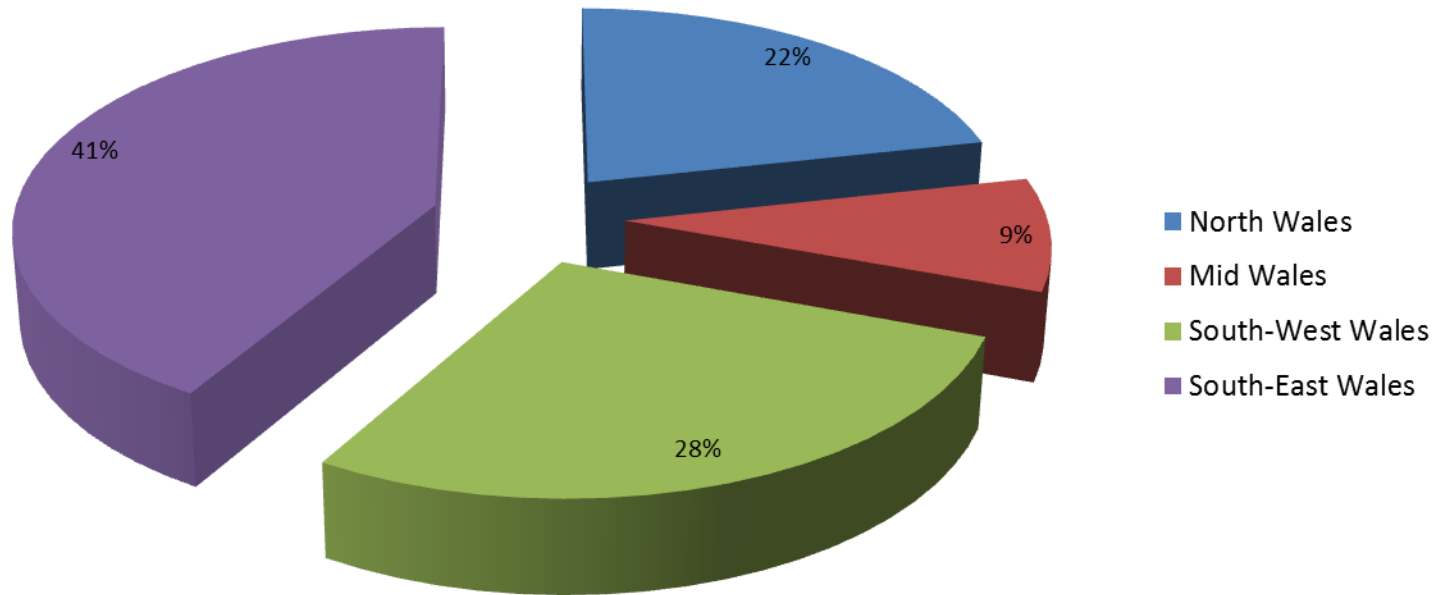


Total Forward Programme 2014 /15 – 2017/18



Programme by Region 2014/15 - 2017/18

Total = £2757m



Forward Visibility Trends

(total annual programmes)

	Yr 1	Yr 2	Yr3
2014/15programme	100	74	52
2013/14 programme	100	71	51
2012/13 programme	100	64	49
2011/12 programme	100	54	34



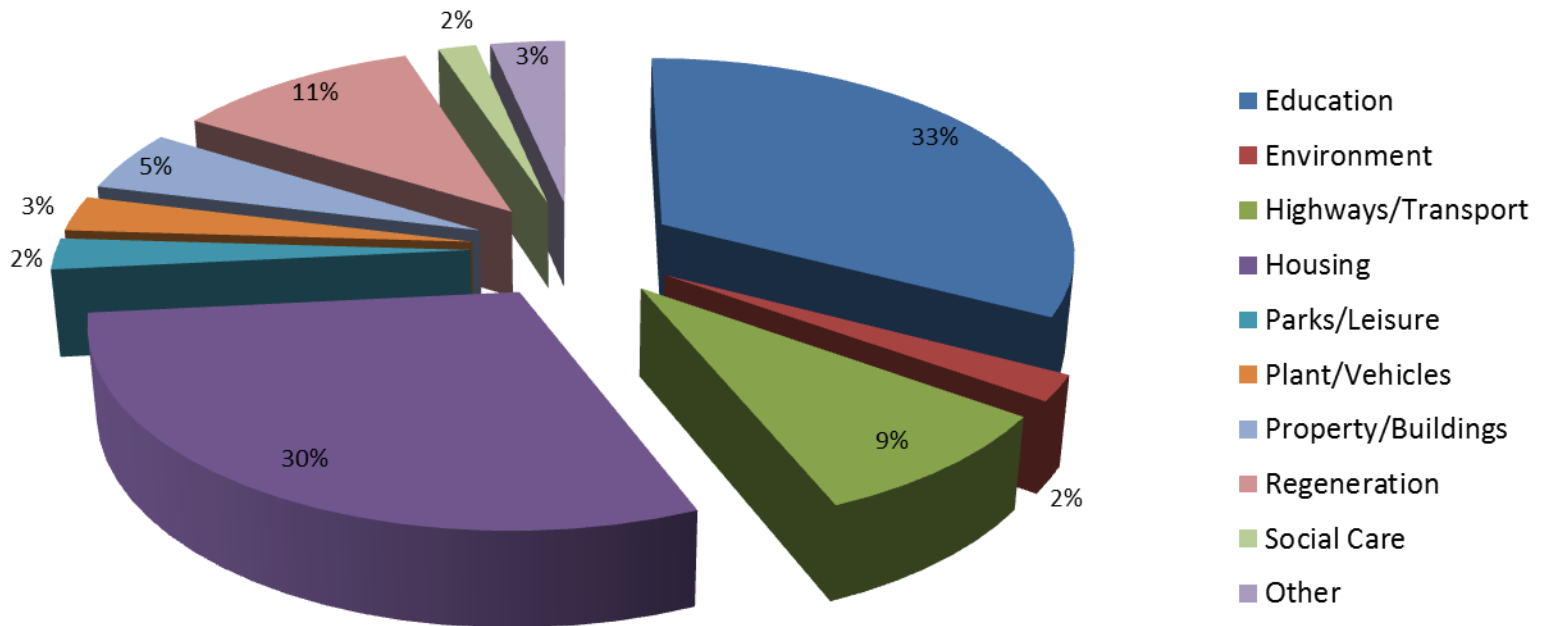
Forward visibility trends

(local authority time horizons)

- 21 LAs now providing 3-year programmes (up from 18 last year)
- 14 LAs now providing 4-year programmes (up from 8 last year)
- No LA providing only a one-year programme (2 last year)

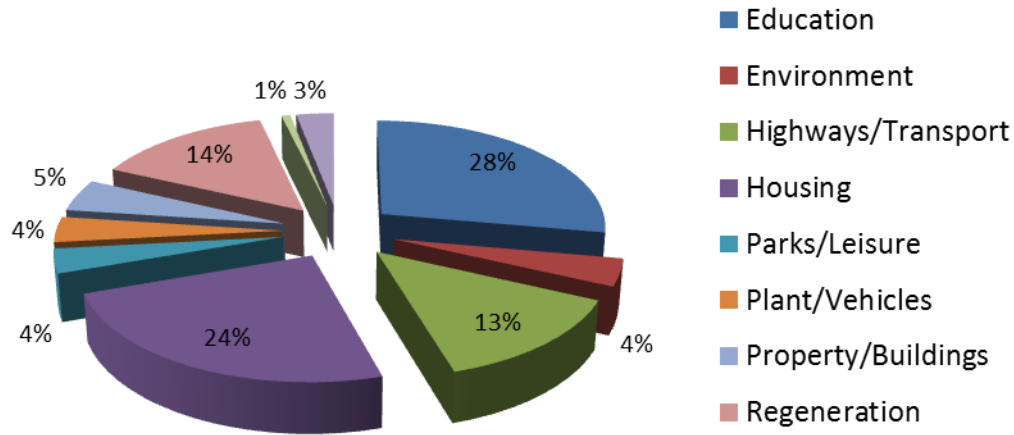


Programme by Sector 2014/15 - 2017/18 Total = £2757m



Programme by Sector 2014/15

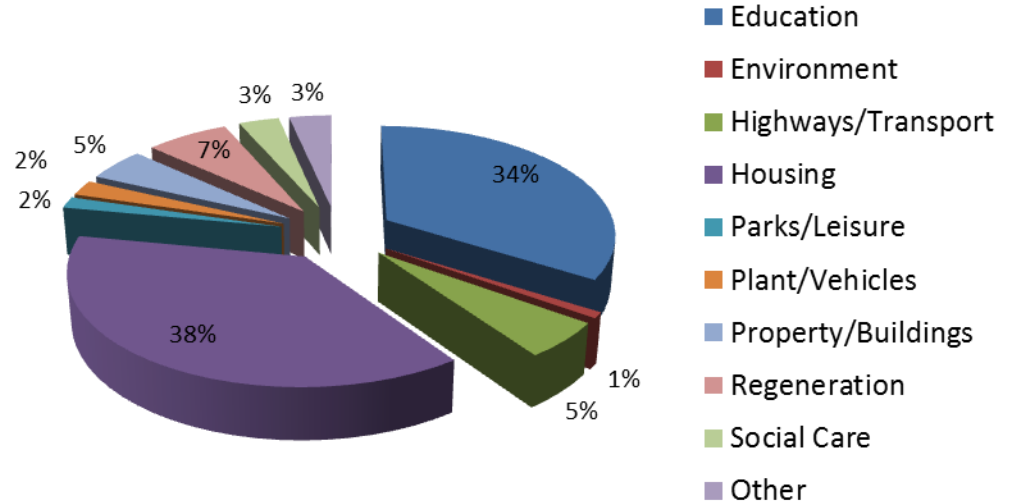
Total = £1079m



- Education
- Environment
- Highways/Transport
- Housing
- Parks/Leisure
- Plant/Vehicles
- Property/Buildings
- Regeneration
- Social Care
- Other

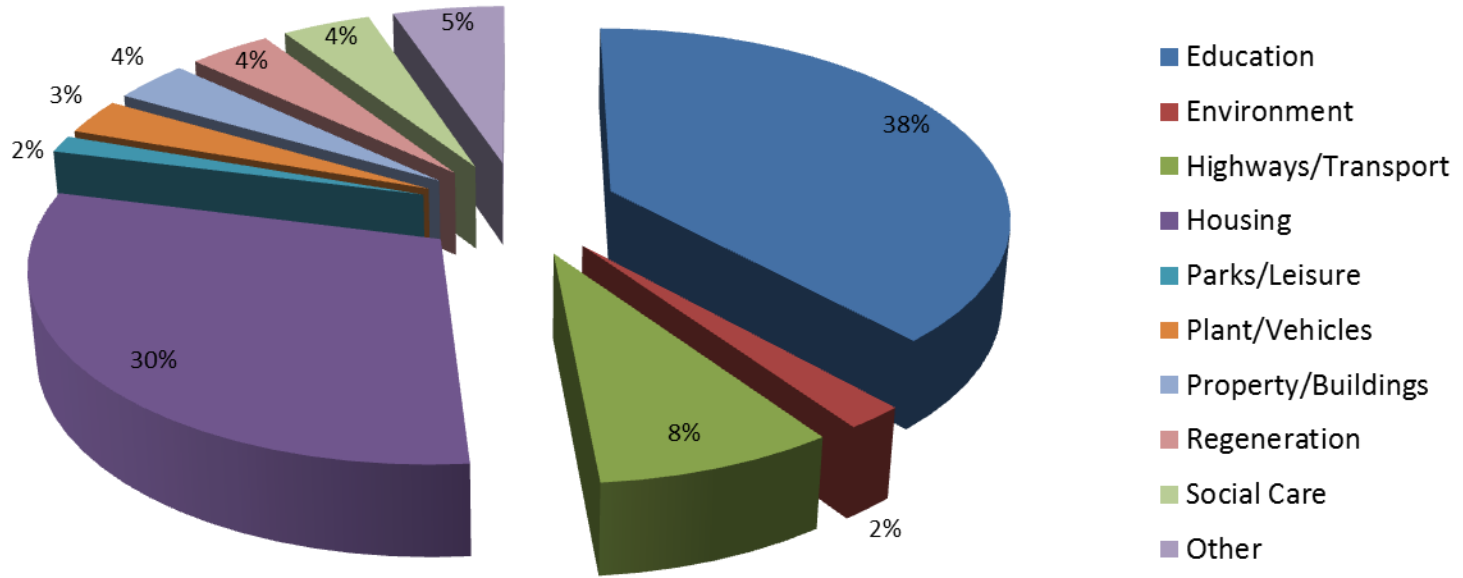
Programme by Sector 2016/17

Total - £567m



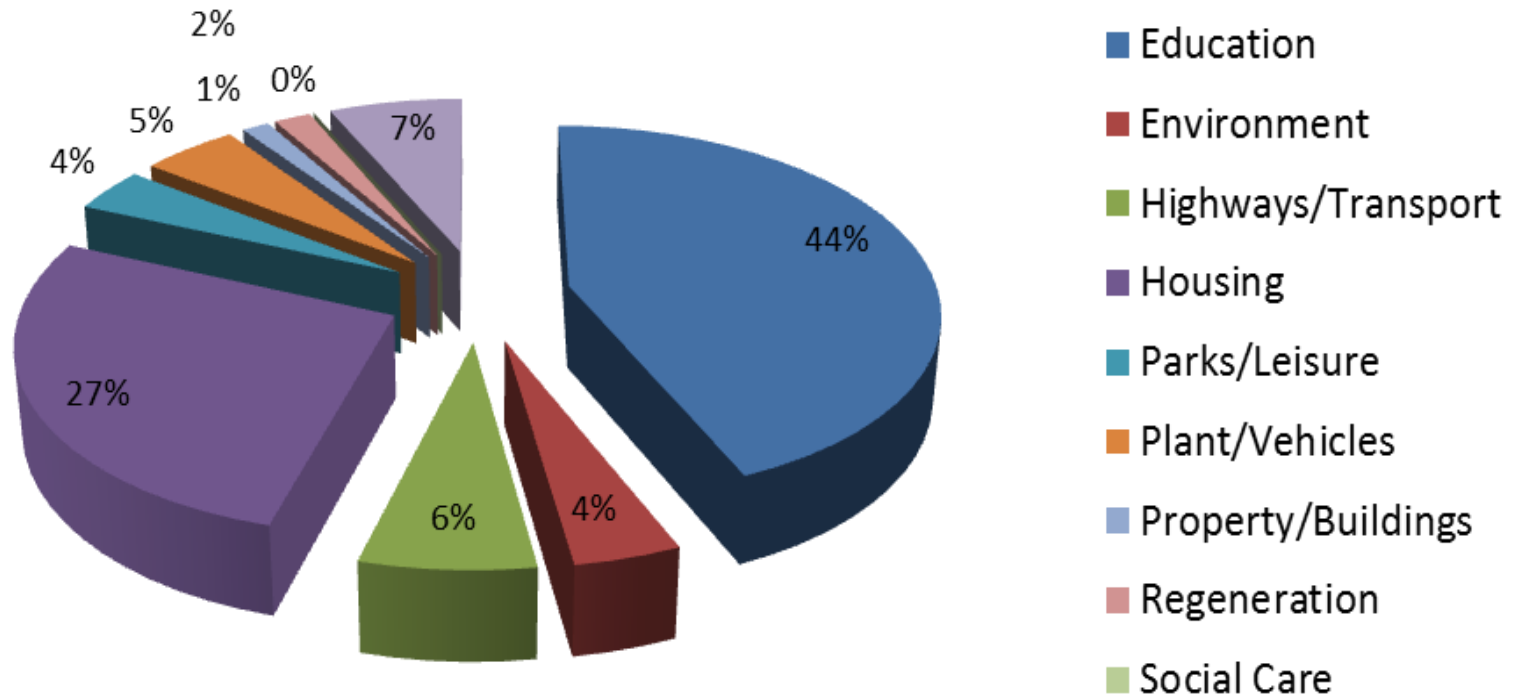
- Education
- Environment
- Highways/Transport
- Housing
- Parks/Leisure
- Plant/Vehicles
- Property/Buildings
- Regeneration
- Social Care
- Other

North Wales by Sector 2014/15 -2017/18 Total = £595m



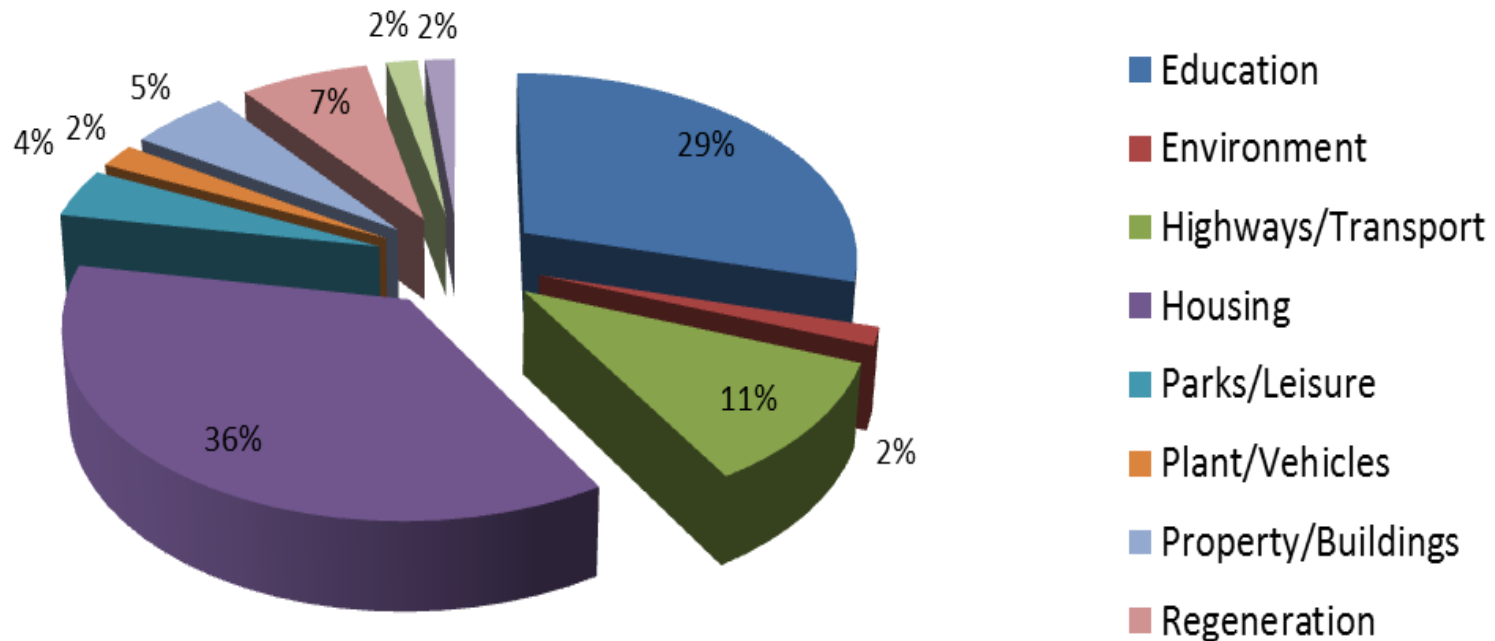
Mid Wales by Sector 2014/15 – 2017/18

Total = £248m



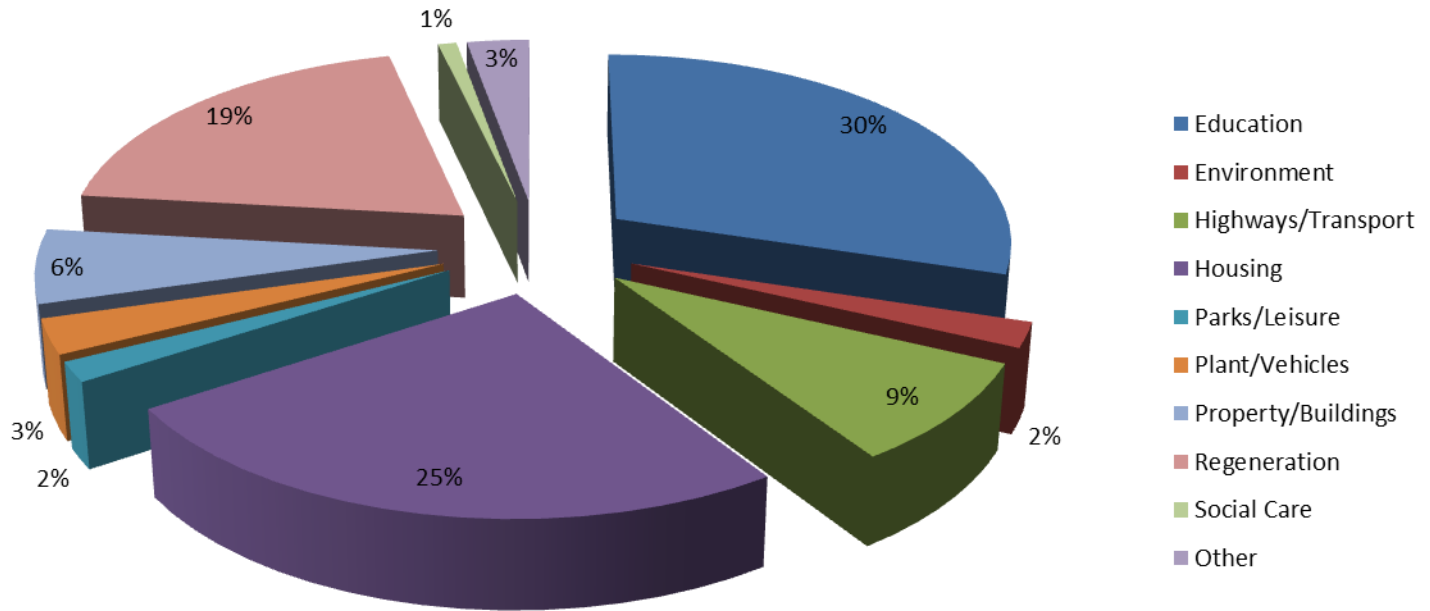
South West by Sector 2014/15 -2017/18

Total = £770m



South East by Sector 2014/15 -2017/18

Total £1145m



Wales Infrastructure Investment Plan - pipeline

- Projects/programmes £15m+
- LA projects £2m+
- Pipeline updated bi-annually



Liaison with WIIP compilers

- ‘Missing’ programmes – Housing Associations (CEW), NRW
- WIIP LA projects – sorting to CEW sectors
- Reviewing sectors
- Reviewing data sets for medium-term



WIP- current data cells

- 8 sector headings
- Project name
- Total value £
- WG support £
- Timetable – commentary
- Finance & Delivery – commentary
- Additional information – commentary

- What else would the industry like to see in the data set for each project ?



Any Questions ?



Ed Evans

No Turning Back Revisited

Thursday 4th December 2014



No Turning Back Revisited

Why Revisit No Turning Back

- *Original study was carried out in 2010*
- *Environment has changed politically and financially*
- *There have been developments within our Industry*
- *But has there been change and how much?*



No Turning Back Revisited

What No Turning Back Argued

- *We needed Leadership from WAG and Core Public Sector decision makers*
- *We needed improved and consistent tendering processes*
- *We needed adhering to Policy of Best Value*
- *We needed a willingness for Government, Clients and Suppliers to work in an Integrated and Collaborative way.*



No Turning Back Revisited

Structure and Format of Review

- *Set 2 basic Questions/Objectives*
- *Set 3 fundamental areas to review*
- *Set a series of questions per review area*
- *Consult with the Industry via initial mass electronic questionnaires*
- *Direct meetings and phone interviews with those expressing willingness from questionnaires*
- *Analyse results and report findings*
- *Revisit No Turning Back Recommendations??*



No Turning Back Revisited

Steering Group and Task Group Input

- *Procurement Steering Group to review, discuss and comment on questions*
- *No Turning Back Task Group to review, discuss and comment on questions (27th October)*
- *Finalise questions and consultation format*
- *Consult Industry (3rd November)*
- *Review findings with Task Group (January 2015)*
- *Present Report to Minister and Industry (February 2015)*



No Turning Back Revisited

What we want from No Turning Back Revisited

- ***Has the Report had any impact on Performance of the Welsh Construction Industry***
- ***To assess how the Industry is performing against the conclusions and recommendations in the Report***



No Turning Back Revisited

The Topics for Review

- *What progress has been made against 6 recommendations*
- *Review progress of Welsh Construction Procurement Strategy actions*
- *Assess if we, the industry has missed an opportunity*



No Turning Back Revisited

The Questions.....

1. Profile
2. Specific
3. Any more to say?



Example

Construction procurement processes in the Welsh public sector have improved significantly in the past four years

TICK EITHER

Strongly Agree

Agree

Neither Agree nor Disagree

Disagree

Strongly Disagree



Questions

- What sector do you work in:-
 - public/private
- Are you a:-
 - Client/Contractor/Consultant/Supplier/ Engineer
Architect/Planner/Builder/Quantity Surveyor/Cost
Manager/Other
- Do you work in:-
 - Housing/Transport Infrastructure/Public
Utilities/Healthcare/Retail/Commercial/ Education/Other



Questions

- Do you work across:-
 - North East Wales/North West Wales/ Mid Wales/South East Wales/South West Wales/Other



Questions

- Significant reform and positive change has occurred within construction in the Welsh public sector since 2010
- Welsh Government and public sector organisations now provide much greater visibility of the programme of work
- There is now a composite and comprehensive programme of infrastructure and other works across all the public sector bodies and organisations that operate in Wales that is easily accessible



Questions

- Welsh Government provides strong leadership and support for standardising the procurement process across Wales
- SQuID, the standardised pre-qualification process, is consistently applied and easy to use
- Procurement processes across Welsh construction are applied consistently
- The public sector is more competent in its procurement practice
- All construction and public investment works are linked to the creation of sustainable benefits for local communities



Questions

- Construction and public investment works create employment and training opportunities
- Prevention of waste, maximising energy efficiency and pursuing low carbon strategies are all critical elements of all construction and investment work in Wales
- Welsh Government, the public sector and industry is totally committed to consistently adhere to collaborative construction procurement processes



Questions

- Payment processes across the construction in the public sector are standardised
- Government and all public sector clients communicate better with the industry now than in 2010
- The construction industry as a whole is more collaborative now than four years ago
- The pace of reform and positive change within construction in the Welsh public sector has been just right



Questions

- Industry progress against the targets and recommendations set in 2010 has been good
- Would you be willing to be contacted to take part in a more detailed survey?

